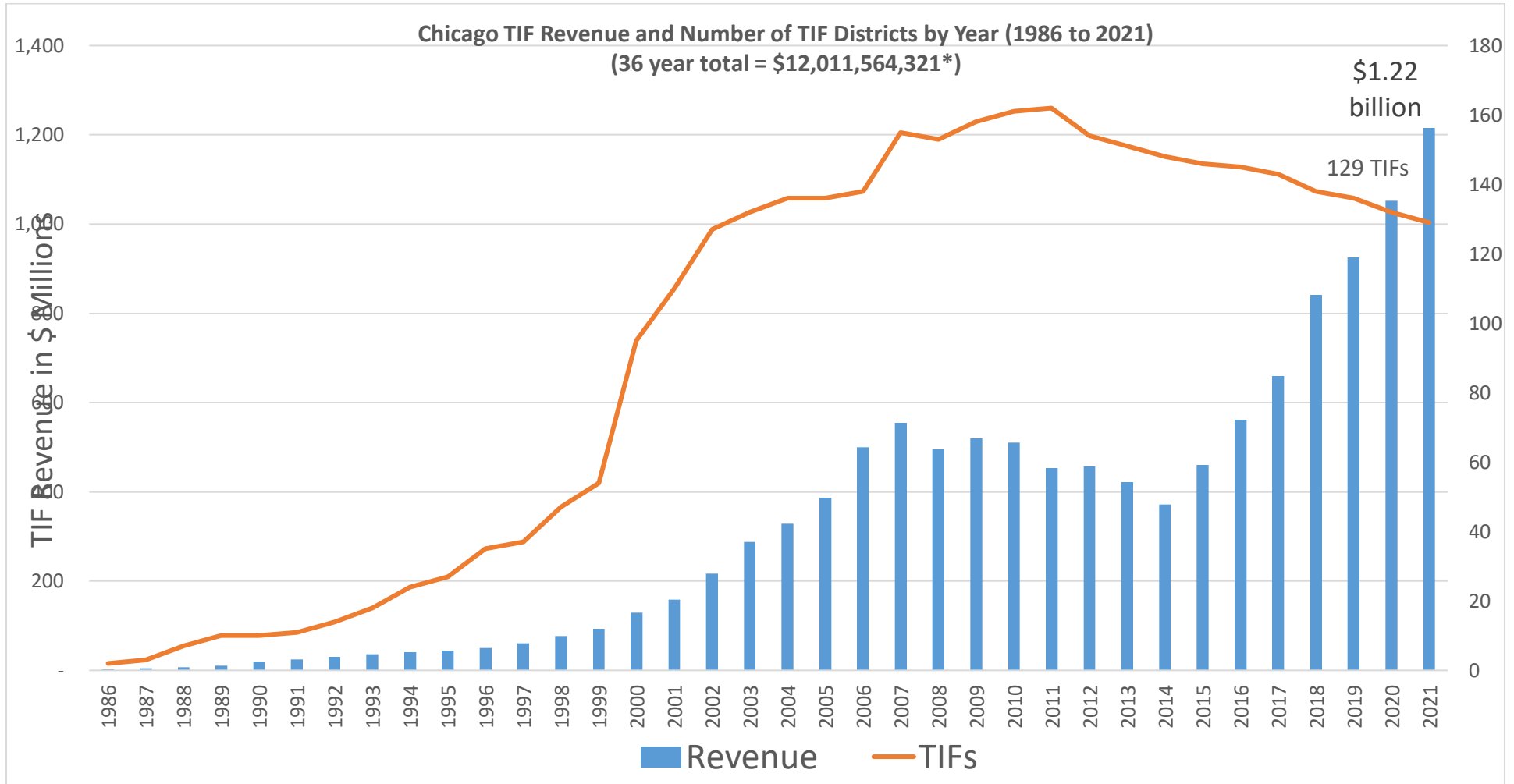


City of Chicago Tax Year 2021 TIF Overview



Chicago TIFs

- There are 129 active TIFs in the City of Chicago, three fewer than last year.
- More than **1 in 4 properties** in City of Chicago lie within TIF districts.

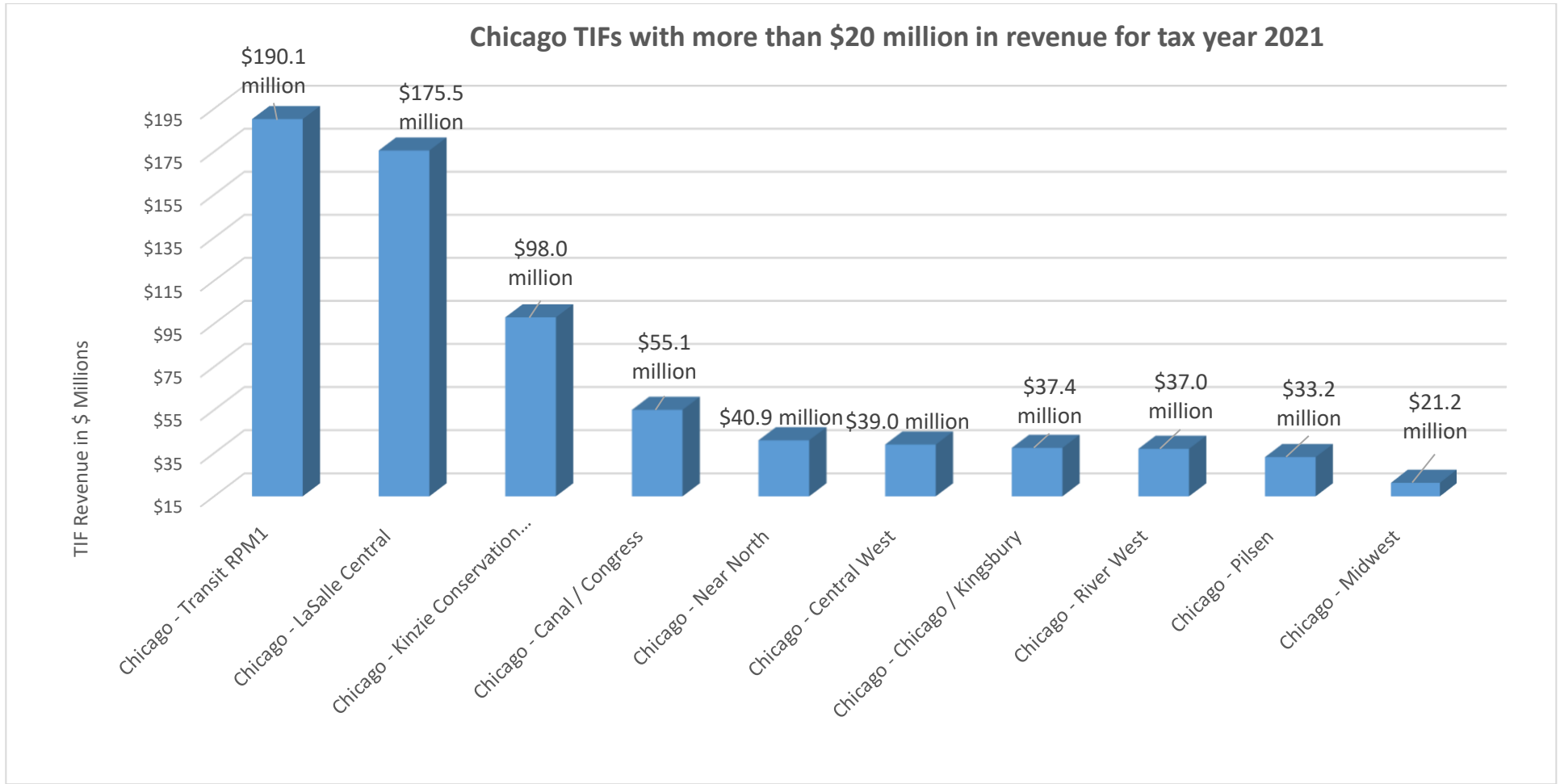
Chicago cancelled three TIFs in 2021.

Terminated Chicago TIFs for Tax Year 2021					
TIF Name		Parcels	Ward(s)	2020 TIF Revenue (Final Year)	Total TIF Revenue (All Years)
TIF City of Chicago – North Ave / Cicero Ave	TIF Expired	61	37	\$ 2,108,689	\$25,263,323
TIF City of Chicago – North Branch / North	TIF Expired	361	32	\$9,102,780	\$96,136,819
TIF City of Chicago – River South	TIF Expired	1602	4 & 25	\$25,539,052	\$322,508,873

TIF Revenue in the City of Chicago:

- Chicago TIFs will generate a record \$1.22 billion for tax year 2021, 15.7% of total property tax billed in the City of Chicago.
- Chicago TIF revenue increased \$163 million (15.5%) over tax year 2020
- One Chicago TIF generated no revenue: California/Foster
- Of the Chicago TIFs that did generate revenue this year, the lowest was the 67th/Wentworth TIF which only generated \$1,600.
- Approximately \$117 million of the \$109 million generated by Chicago’s RPM1 Transit TIF will be directed to other taxing districts this year (See Transit TIF fact sheet (link))

Ten Chicago TIFs generated over \$20 million each in 2021.

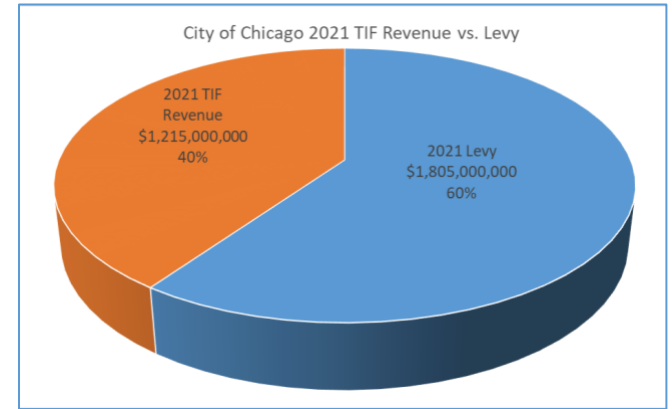
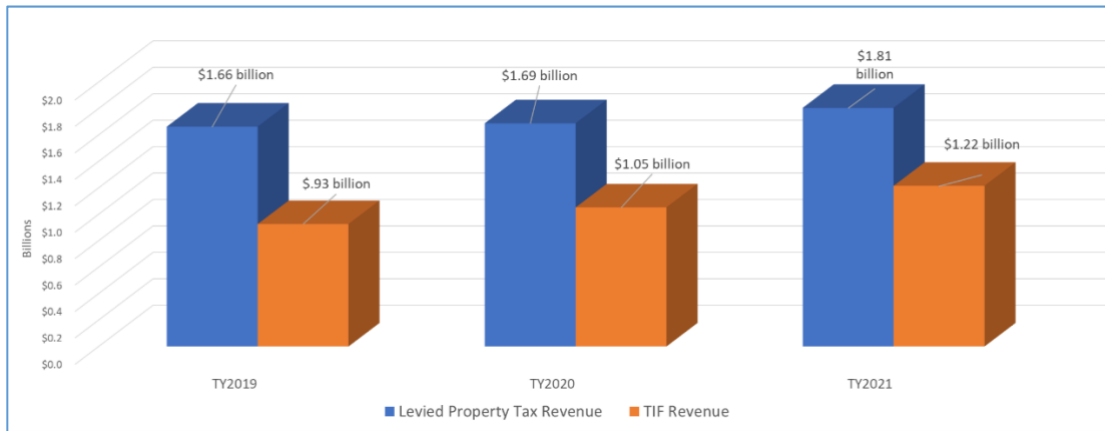


One Chicago TIFs generated no revenue this year due to having no overall incremental value growth.

TIF Name	First Year	Ward(s)	Total TIF Revenue (All Years)	Most Recent Revenue
Chicago - California / Foster	2014	40	\$730,037	2014: \$730,037

Chicago TIF Revenue compared to Property Tax Levy

The total property tax revenue generated by the City of Chicago's annual property tax levy for tax year 2021 is over \$1.8 billion. Property tax revenue generated by Chicago TIFs this year is \$1.22 billion, approximately 40% of the total property tax revenue generated for the City of Chicago. The charts below illustrate the comparison between the City of Chicago's property tax levy and Chicago TIF revenue.



Overall TIF Revenue increased 15.5% in the City of Chicago but individual TIFs vary. For more information about the revenue generated by individual TIFs in The City of Chicago see the [2021 Chicago TIF Summary Report \(link\)](#)