



COOK COUNTY CLERK DAVID ORR
69 W. Washington, Suite 500, Chicago, Illinois 60602



TEL (312) 603-0996 FAX (312) 603-9788 WEB cookcountyclerk.com

FOR IMMEDIATE RELEASE:
March 14, 2016

Nick Shields: 312.603.6952
nick.shields@cookcountyl.gov

James Scalzitti: 312.603.0991
james.scalzitti@cookcountyl.gov

First Presidential Primary with Election Day Registration, 17 YO voters

Polls open Tuesday 6 a.m. to 7 p.m.

More than 1.4 million suburban Cook County residents – a record number for a presidential election – are registered to vote in tomorrow’s Presidential Primary Election, according to Cook County Clerk David Orr.

This is the first Presidential Primary election where recent changes to state law such as Election Day Registration and 17-year-old and voting, will be in effect.

“These changes I’ve championed for years, to make registration and voting easier, have helped to drive registration and turnout before election day,” Orr said. “We’ve already broken records in early voting and voting by mail in this election. From the presidential races to some countywide and state legislative races, there’s a lot that’s generating interest and excitement. Elections matter, and primary elections matter especially so.”

Suburban Cook County Pre-Election Day Voting in Presidential Primary Elections

	2008 Total	2012 Total	2016 Total (unofficial)	% Change 2012-2016
Registered Voters	1,350,580	1,394,649	1,443,261	3.5%
Early Voting	51,116	37,209	102,408*	175.2%
Grace Period Voting	561	626	5,245*	737.9%
Mail Voting Returned/Applications	8,835/13,523	9,667/12,651	17,240/37,166**	193.8%
Total Pre-Election Ballots	60,512	47,453	124,893	163.2%
Total Ballots Cast	585,449	329,837	tbd	tbd
% Pre-Election Ballots	10.3%	14.4%	tbd	tbd
Overall Turnout	43%	24%	tbd	tbd

**As of 3/13/16 at 3 p.m. Grace period and Early Voting continue on 3/14.*

***As of 3/13/16. Mail ballots postmarked by 3/15 can be received until 3/29.*

An updated voter registration card was included in an election information notice mailed to all registered voters last month. Voters are not required to show the card before voting, but it does list useful information including the voter's precinct, polling location and voting districts. Voters can also check their registration status, precinct, polling place and sample ballot at the Clerk's website, cookcountyclerk.com/VoterInfo, or via the Clerk's mobile site, m.cookcountyclerk.com.

Here are some interesting statistics about tomorrow's election:

- 1,443,261 registered voters in suburban Cook County (1,394,649 in the 2012 Presidential Primary)
- 989 candidates in 263 contests, 31% of which are contested
- 8,500 election judges, working in 1,036 polling places
- 102,408 ballots cast during early voting through Sunday, comparable to 37,209 total early votes in 2012
- The five busiest early voting locations through Sunday were: Arlington Heights Village Hall (5,882); Orland Township (5,747); Evanston Civic Center (5,153); Matteson Community Center (5,064); Northbrook Village Hall (4,386).
- 27.8% of early voters have cast Republican ballots (compared with 38.6% of early voters in the 2012 Primary)
- This is the first Presidential Primary in Illinois that 17-year-olds can register and vote if they turn 18 by the November General Election. From Sept. 1, 2015 to Feb. 16, 2016, 5,775 17-year-olds have registered.
- Recent Presidential Primary turnout in suburban Cook County:
 - 2012: 23.6%
 - 2008: 43.3%
 - 2004: 31.3%

ELECTION DAY REGISTRATION

This is the first Presidential Primary Election to offer Election Day Registration. Voters who are not registered to vote can register and vote at their home precinct **only**, on Election Day. Any voter who is not registered and needs to know where to go to register and vote on Election Day can just go to cookcountyclerk.com/VoterInfo to search by address for their polling place. They need to go to their home precinct to register and vote on Election Day if they are not already registered.

Voters planning on registering to vote or updating their voter information on Election Day must bring two forms of ID, one with current address. No photo ID is necessary.

ELECTION DATA

[Election data](#) including voter registration statistics; turnout history; and Post-Election [Reports from previous elections](#) to 2008 are available at the Clerk's website. Maps which show where voters cast specific party ballots throughout Cook County, as well as other election data from the past four elections, can be found in the [Map Room](#) section of the Clerk's website.

ELECTION RESULTS

Election results for suburban Cook County, not including Chicago, will be available at: cookcountyclerk.com.

After polls close on Election Night, the Cook County Clerk's office tabulates and displays unofficial vote totals that include: all early votes; all mail ballots received by Election Day; and all ballots cast in the precincts on Election Day. Precinct- and township-level results are not available on Election Night.

The clerk's office will tabulate all mail ballots received within two weeks of Election Day if they are postmarked by March 15 and all provisional ballots that are verified. By statute, Illinois election authorities have up to three weeks to certify election results.

OVERLAPPING DISTRICTS

Many district boundaries overlap with another election jurisdiction. In those situations, election night vote totals must be combined from different websites. A handy overlapping district chart is included in the press packet to help guide your coverage.

MEDIA CREDENTIALS AND GUIDELINES

Members of the media **do not need a paper credential** provided by the Clerk's office to visit, film or photograph suburban Cook County precincts. However, election judges will require news reporters, photographers and TV crews to show a government-issued or company identification card. Please remember interviews cannot be conducted inside the polling place.

PHONE NUMBERS

Media inquiries – Nick Shields	312.603.6952 312.802.4639
Media inquiries – James Scalzitti	312.603.0991 312.835.0817
Voter help line – English	312.603.0906
Voter help line – Spanish	312.603.6767
Voter help line – Hindi	312.603.6743
Voter help line – Chinese	312.603.6769
Voter help line – Polish	312.603.6770
Help line for voters with disabilities	312.603.0929
TDD (for voters with hearing disabilities)	312.603.0902
Legal hotline	312.603.0236

###



OFFICE OF THE COOK COUNTY CLERK

69 W. Washington, Suite 500, Chicago, Illinois 60602



TEL 312.603.0906 FAX 312.603.9786 WEB cookcountyclerk.com

Suburban Cook County

March 15, 2016 Election Quick Facts

- Registered Voters: 1,443,261
- Precincts: 1,599
- Polling Places: 1,036
- Election Judges: 8,500
- Races:
 - Democratic: 125 (49 contested – 39%)
 - Republican: 136 (30 contested – 22%)
 - Green: 1 (1 contested)
 - Non-partisan: 1 (1 contested)
 - Total: 263 (81 contested – 31%)
- Candidates on Ballot:
 - Democratic: 355
 - Republican: 626
 - Green: 2
 - Non-partisan/Independent: 6
 - Total: 989
- Referenda: 29
- Write-in Candidates: 14
- Ballot Styles:
 - Democratic: 355
 - Republican: 355
 - Green: 6
 - Non-Partisan: 22
- Townships voting in suburban Cook County: 30

SUBURBAN COOK COUNTY PRESIDENTIAL PRIMARY ELECTION TURNOUT

Election	February 2008	March 2012	March 2016
Registered Voters	1,350,580	1,394,649	1,443,261
Turnout	585,449	329,537	N/A

Voter Registration and Partisan Turnout by Township

March 2016		March 2012			
Registered Voters	TOWNSHIP	Registered Voters	% Democratic	% Republican	TURNOUT
10,929	Barrington	10,120	20%	80%	28%
26,023	Berwyn	24,559	71%	29%	18%
52,619	Bloom	53,294	74%	25%	23%
66,541	Bremen	65,703	59%	39%	21%
11,010	Calumet	10,855	87%	13%	20%
29,037	Cicero	26,931	75%	25%	19%
46,316	Elk Grove	44,167	34%	65%	22%
44,961	Evanston	44,387	78%	21%	31%
47,335	Hanover	43,283	40%	59%	18%
14,407	Lemont	13,529	23%	77%	24%
45,130	Leyden	43,155	38%	61%	19%
64,362	Lyons	60,758	48%	52%	27%
77,476	Maine	74,398	36%	63%	21%
40,209	New Trier	39,146	41%	58%	32%
64,896	Niles	62,218	54%	44%	22%
58,550	Northfield	56,448	42%	57%	29%
15,444	Norwood Park	14,979	44%	55%	20%
35,352	Oak Park	34,085	78%	22%	29%
66,858	Orland	64,998	33%	66%	23%
63,729	Palatine	60,119	26%	74%	24%
33,291	Palos	32,534	35%	63%	27%
87,693	Proviso	84,924	71%	28%	23%
50,876	Rich	49,069	83%	16%	29%
7,570	River Forest	7,288	54%	45%	29%
10,648	Riverside	10,270	41%	58%	27%
72,270	Schaumburg	68,430	44%	56%	21%
19,979	Stickney	18,927	62%	37%	19%
102,292	Thornton	104,166	87%	13%	22%
88,730	Wheeling	85,060	33%	65%	26%
88,728	Worth	86,849	46%	53%	21%
1,443,261	TOTAL:	1,394,649	53%	46%	24%

Suburban Cook County Registration and Voter Turnout 1990 - 2016

Primary Elections

Year	Registered Voters	Ballots Cast	Percent Turnout
1990	1,248,996	377,715	30.2%
1992*	1,185,460	476,517	40.2%
1994	1,270,171	355,620	28.0%
1996*	1,216,588	309,772	25.5%
1998	1,348,524	322,970	23.9%
2000*	1,219,409	282,041	23.1%
2002	1,313,943	438,844	33.4%
2004*	1,295,632	406,115	31.3%
2006	1,383,846	345,970	25.0%
2008*	1,350,580	585,449	43.3%
2010	1,439,415	367,688	25.5%
2012*	1,394,649	329,537	23.6%
2014	1,451,593	232,088	16.0%
2016*	1,443,261	n/a	n/a

**Presidential years*

General Elections

Year	Registered Voters	Ballots Cast	Percent Turnout
1990	1,245,107	657,674	52.8%
1992*	1,399,886	1,062,229	75.9%
1994	1,272,630	632,598	49.7%
1996*	1,328,808	872,447	65.7%
1998	1,262,137	680,917	53.9%
2000*	1,308,940	954,769	72.9%
2002	1,365,947	697,872	51.1%
2004*	1,378,159	1,024,867	74.3%
2006	1,349,371	680,696	49.7%
2008*	1,436,210	1,056,242	73.5%
2010	1,370,186	719,090	52.5%
2012*	1,416,811	1,001,693	70.7%
2014	1,398,724	696,403	49.8%
2016*	n/a	n/a	n/a

**Presidential years*

Turnout - Primary v. General

Year	Primary	General	Difference
1990	30.2%	52.8%	22.6%
1992*	40.2%	75.9%	35.7%
1994	28.0%	49.7%	21.7%
1996*	25.5%	65.7%	40.2%
1998	23.9%	53.9%	30.0%
2000*	23.1%	72.9%	49.8%
2002	33.4%	51.1%	17.7%
2004*	31.3%	74.3%	43.0%
2006	25.0%	49.7%	24.7%
2008*	43.3%	73.5%	30.2%
2010	25.5%	52.5%	27.0%
2012*	23.6%	70.7%	47.1%
2014	16.0%	49.8%	33.8%
2016*	n/a	n/a	n/a

**Presidential years*



OFFICE OF THE COOK COUNTY CLERK

69 W. Washington, Suite 500, Chicago, Illinois 60602



TEL 312.603.0906 FAX 312.603.9786 WEB cookcountyclerk.com

Election Day Contact Information

These phone numbers apply to suburban Cook County precincts **ONLY!**

Media Inquiries

Nick Shields 312.603.6952
312.802.4639

James Scalzitti 312.603.0991
312.835.0817

Legal

To report voter fraud or irregularities 312.603.0236

Automated Directory

Election Information

- * Polling place location
- * Other voter services

312.603.0906
cookcountyclerk.com/Elections

Voter Verification

Status Check

312.603.0239
cookcountyclerk.com/VoterInfo

Election Information

Spanish 312.603.6767
Polish 312.603.6770
Chinese 312.603.6769
Hindi 312.603.6743

Disabled Voters

Hospitalized Voters, Curbside Voting 312.603.0929

TDD

Hearing Impaired 312.603.0902

Election Results

cookcountyclerk.com

Facebook

facebook.com/ClerkOrr

Twitter

[@cookcountyclerk](https://twitter.com/cookcountyclerk)



OFFICE OF THE COOK COUNTY CLERK

69 W. Washington, Suite 500, Chicago, Illinois 60602



TEL 312.603.0906 FAX 312.603.9786 WEB cookcountyclerk.com

Media Guidelines for March 15, 2016 Election

Attention: Reporters, photographers and TV news crews

If any member of the media plans to visit a suburban Cook County polling place on Election Day, please follow these guidelines:

- Upon entering the polling place, introduce yourself to the election judges before conducting any interviews or taking any photographs.
- Provide proof of your media status – preferably a press pass with photo. Business cards will also be accepted. (The Clerk's office no longer issues media credentials.)
- All interviews must be conducted outside the polling place, so as not to disturb voting.
- Photos and videos can be taken inside the precinct. However, you may not take shots of a voter making their choices on a paper or touchscreen ballot.
- Please ask first, and respect voters and poll workers who say they do not want to be interviewed or photographed.

The Clerk's office explains these rules to election judges during training. If you encounter resistance, contact Nick Shields, 312.603.6952, or James Scalzitti, 312.603.0991.



OFFICE OF THE COOK COUNTY CLERK

69 W. Washington, Suite 500, Chicago, Illinois 60602



TEL 312.603.0906 FAX 312.603.9786 WEB cookcountyclerk.com

Write-in candidates: March 15, 2016 Presidential Primary Election

To be eligible as a write-in candidate in Illinois, a person must file paperwork with the county clerk or election authority in each jurisdiction where his or her name will appear on the ballot.

Democratic Party

President of the United States

David Formhals

U.S. Representative, 7th District

Frederick Collins

Green Party

U.S. Representative, 5th District

Richard B. "Riverview" Mayers

Republican Party

President of the United States

Joann Breivogel

Representative in Congress, 8th District

Andrew Straw

State Senator, 17th District

Quintin Barton

State Senator, 22nd District

Richard Evans

State Representative, 27th District

Zahkaiyah M. Imani

State Representative, 32nd District

William "Mr D" Delay

State Representative, 33rd District

Joseph A. Barton

Nicholas Myrickes

State Representative, 34th District

Tashia Grant

State Representative, 44th District

Katy Dolan Baumer

State Representative, 58th District

Martin A. Blumenthal



OFFICE OF THE COOK COUNTY CLERK

69 W. Washington, Suite 500, Chicago, Illinois 60602



TEL 312.603.0906 FAX 312.603.9786 WEB cookcountyclerk.com

Referenda: March 15, 2016 Presidential Primary Election

Title	Question
Village of Alsip, Term Limits	Shall the Village of Alsip, Cook County, Illinois, adopt the following term limits to be effective for and applicable to all persons who are candidates for those offices being elected at the Consolidated Election to be held on April 4, 2017 and subsequent elections, so that no person may hold the office of Village President, Village Clerk, or Village Trustee for more than three consecutive four-year terms?
Village of Brookfield, Issue Bonds	Shall the Village of Brookfield, Cook County, Illinois, undertake an eight-year street improvement program throughout the Village and issue its bonds to the amount of \$22,000,000 for the purpose of paying the costs thereof?
Village of Franklin Park, Home Rule	Shall the Village of Franklin Park, Cook County, Illinois become a home rule unit?
Village of Franklin Park, Construct Underpass	Shall the Village of Franklin Park, Cook County, Illinois conduct a feasibility study on the construction of a pedestrian underpass between Ruby Street and 25th Avenue?
Village of Franklin Park, Village Personnel	Shall the Village of Franklin Park, Cook County, Illinois prohibit the employment of a family member of any official or officer of the village?
Village of Hazel Crest, Retain Form of Government	Shall the Village of Hazel Crest retain the managerial form of municipal government?
Village of Hazel Crest, Adopt Form of Government	Shall the Village of Hazel Crest adopt the strong mayor form of municipal government?

Title

Question

Village of La Grange Park, Issue Bonds \$10,000,000	Shall the Village of La Grange Park, Cook County, Illinois, undertake road improvements in and for the Village, including street resurfacing and sidewalk repair, all on property owned by the Village or over which the Village has sufficient easements, and issue its general obligation bonds to the amount of \$10,000,000 for the purpose of paying the costs thereof, said bonds bearing interest at not to exceed the rate of 6.00% per annum?
Village of La Grange Park, Issue Bonds \$1,200,000	Shall the Village of La Grange Park, Cook County, Illinois, purchase fire safety vehicles and equipment for the public welfare and safety of the Village, and issue its general obligation bonds to the amount of \$1,200,000 for the purpose of paying the costs thereof, said bonds bearing interest at not to exceed the rate of 6.00% per annum?
Village of Niles, Program Funding	Should the Village of Niles continue to fund its current social, health and economic programs, which include the Senior Center, Family Services, Teen Center and the Family Fitness Center, for families and individuals?
Village of Niles, Trustee Vacancies	Shall vacancies in the office of Village Trustee be filled by appointment by the Mayor with the advice and consent of the Village Board as provided for in Section 3.1-10-50 of the Illinois Municipal Code?
Village of Niles, Property Enhancement	Should the Village enhance the Leaning Tower property and properties adjoining, with initiatives providing for stores, open space and entertainment?
Village of Northfield, Issue Bonds	Shall the Village of Northfield, Cook County, Illinois undertake the following capital improvements in and for the Village: street resurfacing and reconstruction, storm sewer improvements, sidewalk and streetscape improvements, and the rehabilitation of life safety systems, all on property owned by the Village or over which the Village has sufficient easements, and issue its general obligation bonds in the amount of Seven and a Half Million Dollars (\$7,500,000)?
Village of Richton Park, Sales Tax	Shall the Village of Richton Park increase its Non-Home Rule Municipal Retailers' Occupation Tax and Non-Home Rule Municipal Service Occupation Tax (commonly referred to as a municipal sales tax) from 1/2 % to a rate of 1% for expenditures on municipal operations, expenditures on public infrastructure and/or for property tax relief in accordance with and subject to the provisions of Sections 8-11-1.3 and 8-11-1.4 of the Illinois Municipal Code (65 ILCS 5/8-11-1.3 and 65 ILCS 5/8-11-1.4)?

Title

Question

Village of Riverdale, Curfew Hours	Shall the Village of Riverdale, Cook County, Illinois amend its code of ordinances to further restrict curfew from Sunday to Thursday between ten p.m. and six a.m. and on Friday and Saturday between ten-thirty p.m. to six a.m. for any person unaccompanied by an adult between the ages of fourteen and seventeen years?
Village of Riverdale, Alcohol Sales	Shall the Village of Riverdale, Cook County, Illinois prohibit any establishment from selling at retail alcoholic liquor in an original package for consumption off the premises from midnight to ten a.m.?
Village of Riverdale, Consolidate School Districts	Shall School District Number 133 be consolidated into School District Number 148 in order to eliminate duplicate administrative expenses while continuing the operation of General George S. Patton School in the Village of Riverdale, Cook County, Illinois?
Village of Summit, Home Rule	Shall the Village of Summit become a home rule unit of government?
Village of Westchester, Home Rule	Shall the Village of Westchester become a home rule unit?
Village of Willow Springs, Video Gaming	Shall Video Gaming be authorized in the Village of Willow Springs?
Village of Willow Springs, Join Tri-State FPD	For joining the Tri-State Fire Protection District and assuming a proportionate share of bonded indebtedness, if any?
Frankfort Square Park District, Issue Bonds	Shall bonds of the Frankfort Square Park District, Will and Cook Counties, Illinois, to the amount of Three Million Five Hundred Thousand Dollars (\$3,500,000) be issued for the payment of land purchased for parks, for the building, maintaining, improving and protecting of the same and the existing land and facilities of said Park District, to provide for the permanent financing therefor, and for the payment of expenses incident thereto?



MARCH 15, 2016 PRESIDENTIAL PRIMARY ELECTION SUBURBAN COOK COUNTY - DAILY EARLY VOTING TOTALS BY SITE



Early Voting Location	2/17	2/18	2/19	2/20	2/21	2/22	2/23	2/24	2/25	2/26	2/27	2/28	2/29	3/1	3/2	3/3	3/4	3/5	3/6	3/7	3/8	3/9	3/10	3/11	3/12	3/13	3/14	Total
69 W. Washington 5th Floor	0	0	0	1	0	1	0	0	0	1	2	0	4	2	0	4	2	7	4	4	3	11	5	1	51	35		138
69 W. Washington Pedway	28	29	17	0	0	25	24	19	22	25	0	0	123	138	111	118	132	0	0	73	186	261	242	331	0	0		1,904
Alsip Village Hall	0	0	0	0	0	0	0	0	0	0	0	0	137	78	64	38	90	69	0	121	131	137	144	178	218	0		1,405
Arlington Heights Village Hall	0	0	0	0	0	0	0	0	0	0	0	0	364	194	264	214	306	368	218	436	425	442	565	785	758	543		5,882
Barrington Hills Village Hall	0	0	0	0	0	0	0	0	0	0	0	0	45	16	30	21	23	50	0	41	46	71	63	83	128	0		617
Bellwood Village Hall	0	0	0	0	0	0	0	0	0	0	0	0	234	128	168	138	192	141	0	227	246	233	276	372	462	0		2,817
Berwyn City Hall	0	0	0	0	0	0	0	0	0	0	0	0	87	73	83	57	91	101	0	113	147	122	154	255	318	0		1,601
Bridgeview Courthouse	0	0	0	0	0	0	0	0	0	0	0	0	43	45	36	34	21	0	0	9	46	27	48	73	0	0		382
Calumet City Library	0	0	0	0	0	0	0	0	0	0	0	0	225	175	181	110	159	135	122	235	306	283	315	415	385	244		3,290
Calumet Twp Community Center	0	0	0	0	0	0	0	0	0	0	0	0	124	87	99	79	82	62	0	113	149	132	137	209	234	0		1,507
Centennial Ice Rink	0	0	0	0	0	0	0	0	0	0	0	0	249	147	192	156	231	406	0	264	275	288	338	578	874	0		3,998
Cicero Community Center	0	0	0	0	0	0	0	0	0	0	0	0	44	78	123	42	53	61	26	43	60	66	95	89	122	81		983
Cicero PSO Building	0	0	0	0	0	0	0	0	0	0	0	0	78	45	52	32	35	58	45	49	44	41	66	79	72	40		736
Des Plaines City Hall	0	0	0	0	0	0	0	0	0	0	0	0	156	96	118	85	128	133	49	168	188	181	204	293	293	168		2,260
Elk Grove Village Hall	0	0	0	0	0	0	0	0	0	0	0	0	135	74	75	70	82	125	0	129	136	159	163	220	235	0		1,603
Elmwood Park Village Hall	0	0	0	0	0	0	0	0	0	0	0	0	63	41	57	49	91	82	0	74	103	100	120	156	193	0		1,129
Evanston Civic Center	0	0	0	0	0	0	0	0	0	0	0	0	295	157	235	180	273	300	171	335	385	462	488	609	742	521		5,153
Faith Family Future Center	0	0	0	0	0	0	0	0	0	0	0	0	313	225	193	150	194	229	1	330	351	327	376	483	619	0		3,791
Glenview Village Hall	0	0	0	0	0	0	0	0	0	0	0	0	161	100	134	118	179	692	0	223	210	243	217	381	571	0		3,229
Hodgkins Village Hall	0	0	0	0	0	0	0	0	0	0	0	0	201	134	157	136	197	228	81	249	243	234	297	361	459	258		3,235
Hoffman Estates Village Hall	0	0	0	0	0	0	0	0	0	0	0	0	90	50	82	57	117	146	0	111	123	158	144	210	372	0		1,660
Lemont Township Hall	0	0	0	0	0	0	0	0	0	0	0	0	93	76	70	61	85	60	0	119	124	113	134	209	176	0		1,320
Lynwood Senior Youth Center	0	0	0	0	0	0	0	0	0	0	0	0	60	55	48	61	64	74	0	81	113	87	97	156	177	0		1,073
Maine Township Hall	0	0	0	0	0	0	0	0	0	0	0	0	142	88	88	95	119	109	0	134	170	153	183	254	315	0		1,850
Markham Courthouse	18	16	11	0	0	9	17	8	11	22	0	0	54	67	73	51	75	0	0	64	96	91	143	141	0	0		967
Matteson Community Center	0	0	0	0	0	0	0	0	0	0	0	0	326	223	254	171	300	202	165	399	444	392	436	643	678	431		5,064
Melrose Park Village Hall	0	0	0	0	0	0	0	0	0	0	0	0	214	106	124	76	142	115	0	134	130	128	163	194	222	0		1,748
Niles Village Hall	0	0	0	0	0	0	0	0	0	0	0	0	143	79	108	101	140	242	0	162	131	123	124	206	255	0		1,814
Norridge Village Hall	0	0	0	0	0	0	0	0	0	0	0	0	97	40	77	55	68	89	0	104	82	93	109	140	184	0		1,138
Northbrook Village Hall	0	0	0	0	0	0	0	0	0	0	0	0	241	171	222	208	235	273	114	332	333	340	391	579	597	350		4,386
Oak Forest City Hall	0	0	0	0	0	0	0	0	0	0	0	0	192	129	158	90	157	147	0	192	238	204	270	392	415	0		2,584
Oak Lawn Village Hall	0	0	0	0	0	0	0	0	0	0	0	0	261	145	185	142	203	165	62	240	294	261	354	387	410	201		3,310
Oak Park Village Hall	0	0	0	0	0	0	0	0	0	0	0	0	211	142	130	146	237	306	123	268	275	312	375	577	773	436		4,311
Orland Township	0	0	0	0	0	0	0	0	0	0	0	0	403	260	329	245	331	293	146	450	466	508	525	695	669	427		5,747
Palatine Township Hall	0	0	0	0	0	0	0	0	0	0	0	0	250	109	141	131	183	221	0	218	241	271	363	522	638	0		3,288
Palos Heights Administration Building	0	0	0	0	0	0	0	0	0	0	0	0	157	112	158	95	148	122	0	170	199	212	228	301	278	0		2,180
Park Forest Village Hall	4	7	6	0	0	9	4	5	7	10	0	0	178	185	166	92	174	108	0	232	230	220	167	331	343	0		2,478
Rolling Meadows Courthouse	0	0	0	0	0	0	0	0	0	0	0	0	20	18	19	21	12	0	0	16	15	28	26	48	0	0		223
Skokie Courthouse	0	0	0	0	0	0	0	0	0	1	0	0	29	25	32	25	36	0	0	10	43	25	35	47	0	0		308
Skokie Village Hall	0	0	0	0	0	0	0	0	0	0	0	0	171	119	184	135	190	183	0	276	289	264	305	507	540	0		3,163
Stickney-Forest View Library	0	0	0	0	0	0	0	0	0	0	0	0	93	24	62	64	58	85	0	87	62	99	102	145	212	0		1,093
Streamwood Village Hall	0	0	0	0	0	0	0	0	0	0	0	0	160	121	163	120	154	204	0	195	254	209	286	435	404	0		2,705
Trickster Art Gallery	0	0	0	0	0	0	0	0	0	0	0	0	231	134	147	148	223	315	111	259	243	284	377	486	575	392		3,925
Whitcomb Building	6	3	8	0	0	4	2	2	1	4	0	0	32	18	26	29	21	0	0	30	50	55	62	60	0	0		413
Total	56	55	42	1	0	48	47	34	42	62	2	0	6,929	4,529	5,418	4,250	6,033	6,706	1,438	7,519	8,325	8,450	9,712	13,616	14,967	4,127	0	102,408

Early Voting Turnout for Presidential Primary Elections

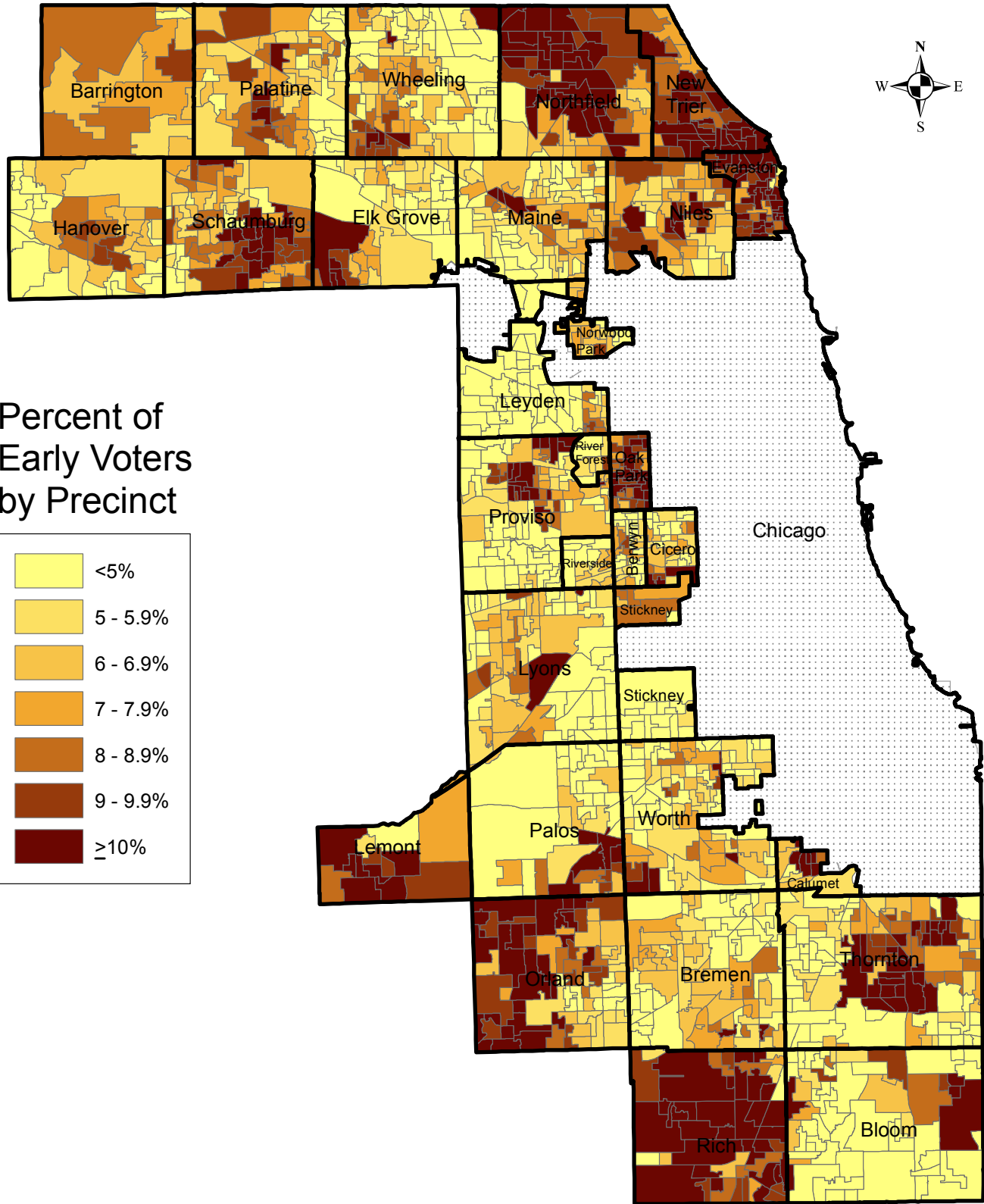
Site • 2012	Total	Site • 2016	Total
69 W. Washington 5th Floor	20	69 W. Washington 5th Floor	138
69 W. Washington Pedway	1,224	69 W. Washington Pedway	1,904
Alsip Village Hall	485	Alsip Village Hall	1,405
Arlington Heights Village Hall	1,672	Arlington Heights Village Hall	5,882
Barrington Township Hall	353	Barrington Hills Village Hall	617
Bellwood Village Hall	792	Bellwood Village Hall	2,817
Berwyn City Hall	512	Berwyn City Hall	1,601
Bridgeview Courthouse	290	Bridgeview Courthouse	382
Calumet Township Community Center	522	Calumet City Library	3,290
Centennial Park (Wilmette)	1,417	Calumet Township Community Center	1,507
Chicago Heights City Hall	746	Centennial Ice Rink	3,998
Cicero PSO Building	384	Cicero Community Center	983
Cicero Town Hall	713	Cicero PSO Building	736
Des Plaines City Hall	709	Des Plaines City Hall	2,260
Dolton Public Library	797	Elk Grove Village Hall	1,603
Elk Grove Village hall	494	Elmwood Park Village Hall	1,129
Elmwood Park Village Hall	407	Evanston Civic Center	5,153
Evanston Civic Center	1,515	Faith Family Future Center	3,791
Faith Family Future Center	1,650	Glenview Village Hall	3,229
Glenview Village Hall	1,265	Hodgkins Village Hall	3,235
Hodgkins Village Hall	985	Hoffman Estates Village Hall	1,660
Hoffman Estates Village Hall	525	Lemont Township Hall	1,320
Lemont Library District	666	Lynwood Senior Youth Center	1,073
Markham Courthouse	488	Maine Township Hall	1,850
Matteson Village Hall	1,925	Markham Courthouse	967
Melrose Park Village Hall	562	Matteson Community Center	5,064
Niles Village Hall	377	Melrose Park Village Hall	1,748
Norridge Village Hall	386	Niles Village Hall	1,814
Northbrook Village Hall	1,972	Norridge Village Hall	1,138
Oak Forest City Hall	687	Northbrook Village Hall	4,386
Oak Lawn Village Hall	1,005	Oak Forest City Hall	2,584
Oak Park Village Hall	1,005	Oak Lawn Village Hall	3,310
Orland Park Village Hall	2,477	Oak Park Village Hall	4,311
Palatine Village Hall	1,105	Orland Township	5,747
Palos Heights Village Hall	982	Palatine Township Hall	3,288
Park Forest Village Hall	618	Palos Heights Administration Building	2,180
Park Ridge City Hall	793	Park Forest Village Hall	2,478
Rolling Meadows Courthouse	205	Rolling Meadows Courthouse	223
Schaumburg Public Library	1,312	Skokie Courthouse	308
Skokie Courthouse	317	Skokie Village Hall	3,163
Skokie Village Hall	1,176	Stickney-Forest View Library	1,093
Stickney-Forest View Library	409	Streamwood Village Hall	2,705
Streamwood Village Hall	808	Trickster Art Gallery	3,925
Whitcomb Building - Maywood	220	Whitcomb Building	413
Total	36,972	TOTAL	102,408

SUBURBAN COOK COUNTY DISTRICTS THAT OVERLAP WITH CHICAGO, OTHER COUNTIES

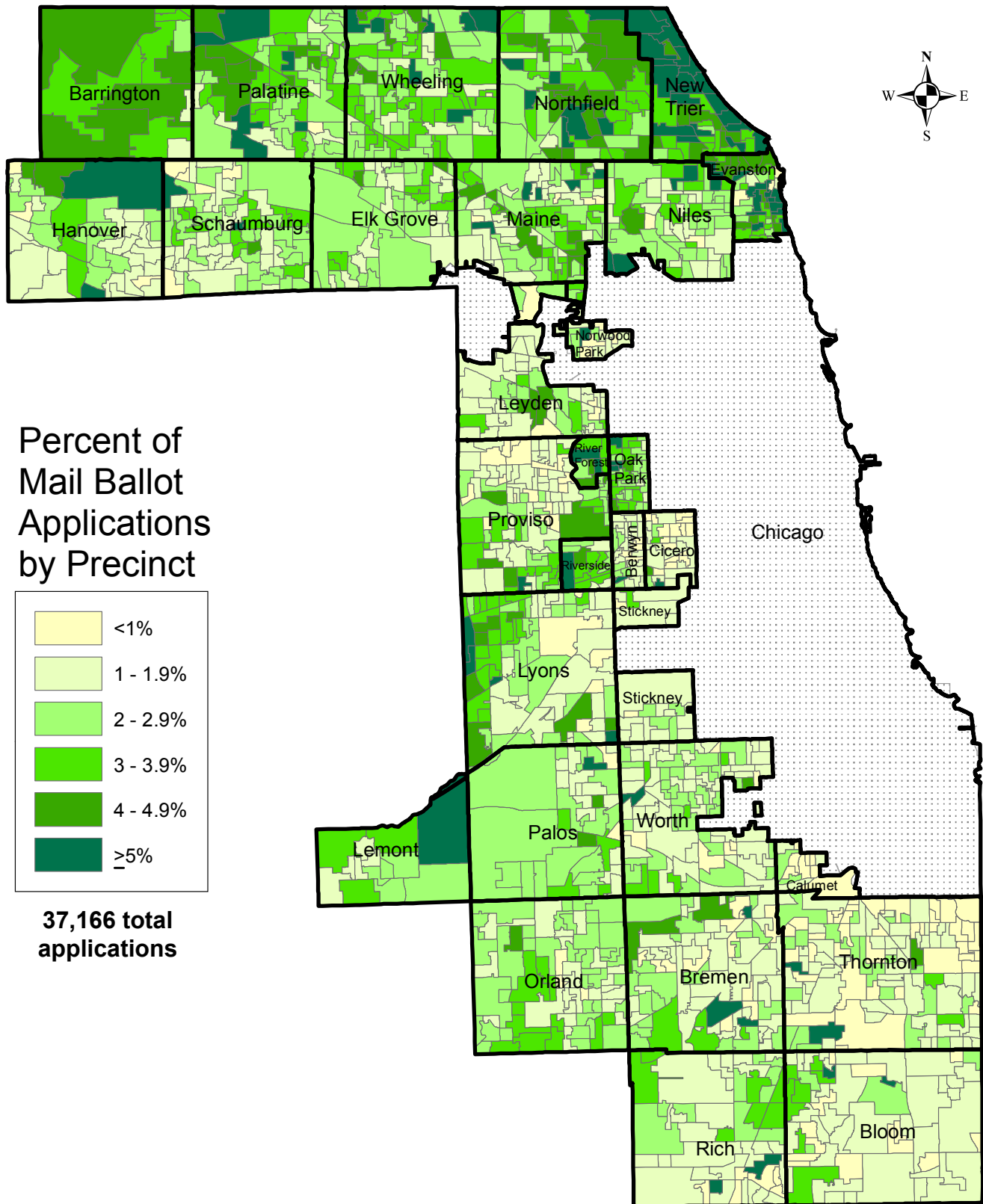
District	Suburban Cook # of Precincts	Chicago # of Precincts	Other Counties
Metropolitan Water Reclamation District	1530	all	
1st Congressional District	158	404	Will
2nd Congressional District	257	171	Will, Kankakee
3rd Congressional District	252	203	DuPage, Will
4th Congressional District	97	348	
5th Congressional District	79	437	DuPage
6th Congressional District	67		DuPage, Kane, Lake, McHenry
7th Congressional District	118	479	
8th Congressional District	191		DuPage, Kane
9th Congressional District	314	201	
10th Congressional District	102		Lake
11th Congressional District	4		DuPage, Kane, Will, Kendall
1st Representative District	1	71	
3rd Representative District	2	82	
7th Representative District	85		
8th Representative District	35	51	
14th Representative District	2	78	
15th Representative District	42	51	
16th Representative District	32	44	
17th Representative District	78		
18th Representative District	80		
19th Representative District	8	78	
20th Representative District	43	41	
21st Representative District	26	40	
22nd Representative District	2	89	
23rd Representative District	58	2	
24th Representative District	44	17	
27th Representative District	37	78	
28th Representative District	56	50	
29th Representative District	60	14	Will
30th Representative District	79		
31st Representative District	39	73	
32nd Representative District	20	78	
33rd Representative District	35	68	
34th Representative District	23	60	Will, Kankakee
35th Representative District	50	56	
36th Representative District	72	23	
37th Representative District	20		Will
38th Representative District	72		Will
43rd Representative District	12		Kane
44th Representative District	55		
45th Representative District	5		DuPage
47th Representative District	6		DuPage

49th Representative District	3		DuPage, Kane
51st Representative District	1		Lake
52nd Representative District	12		Kane, Lake, McHenry
53rd Representative District	76		
54th Representative District	76		
55th Representative District	67	3	
56th Representative District	56		DuPage
57th Representative District	61		Lake
58th Representative District	6		Lake
59th Representative District	7		Lake
77th Representative District	33		DuPage
78th Representative District	51	28	
80th Representative District	46		Will
82nd Representative District	35		DuPage, Will
Cook County Judicial Circuit 1st Subcircuit	45	226	
Cook County Judicial Circuit 2nd Subcircuit	131	137	
Cook County Judicial Circuit 4th Subcircuit	241		
Cook County Judicial Circuit 7th Subcircuit	54	204	
Cook County Judicial Circuit 9th Subcircuit	149	94	
Cook County Judicial Circuit 10th Subcircuit	61	224	
Cook County Judicial Circuit 11th Subcircuit	118	132	
Cook County Judicial Circuit 12th Subcircuit	241		
Cook County Judicial Circuit 13th Subcircuit	225		
Cook County Judicial Circuit 14th Subcircuit	37	148	
Board of Review 1st District	1084	62	
Board of Review 2nd District	153	1074	
1st Senate District	1	136	
2nd Senate District	2	175	
4th Senate District	117	51	
7th Senate District	2	162	
8th Senate District	71	94	
10th Senate District	51	115	
11th Senate District	28	128	
14th Senate District	89	121	
16th Senate District	56	139	
17th Senate District	53	123	Will, Kankakee
19th Senate District	92		Will
22nd Senate District	65		Kane
23rd Senate District	5		DuPage
25th Senate District	3		DuPage, Kane, Kendall
26th Senate District	12		Kane, Lake, McHenry
28th Senate District	123	3	DuPage
29th Senate District	67		Lake
40th Senate District	46		Will, Kankakee, Grundy
41st Senate District	35		DuPage, Will

Early Voting Turnout by Voters' Home Precincts Suburban Cook County March 15, 2016 Presidential Primary Election



Mail Ballot Applications by Voters' Home Precincts Suburban Cook County March 15, 2016 Presidential Primary Election

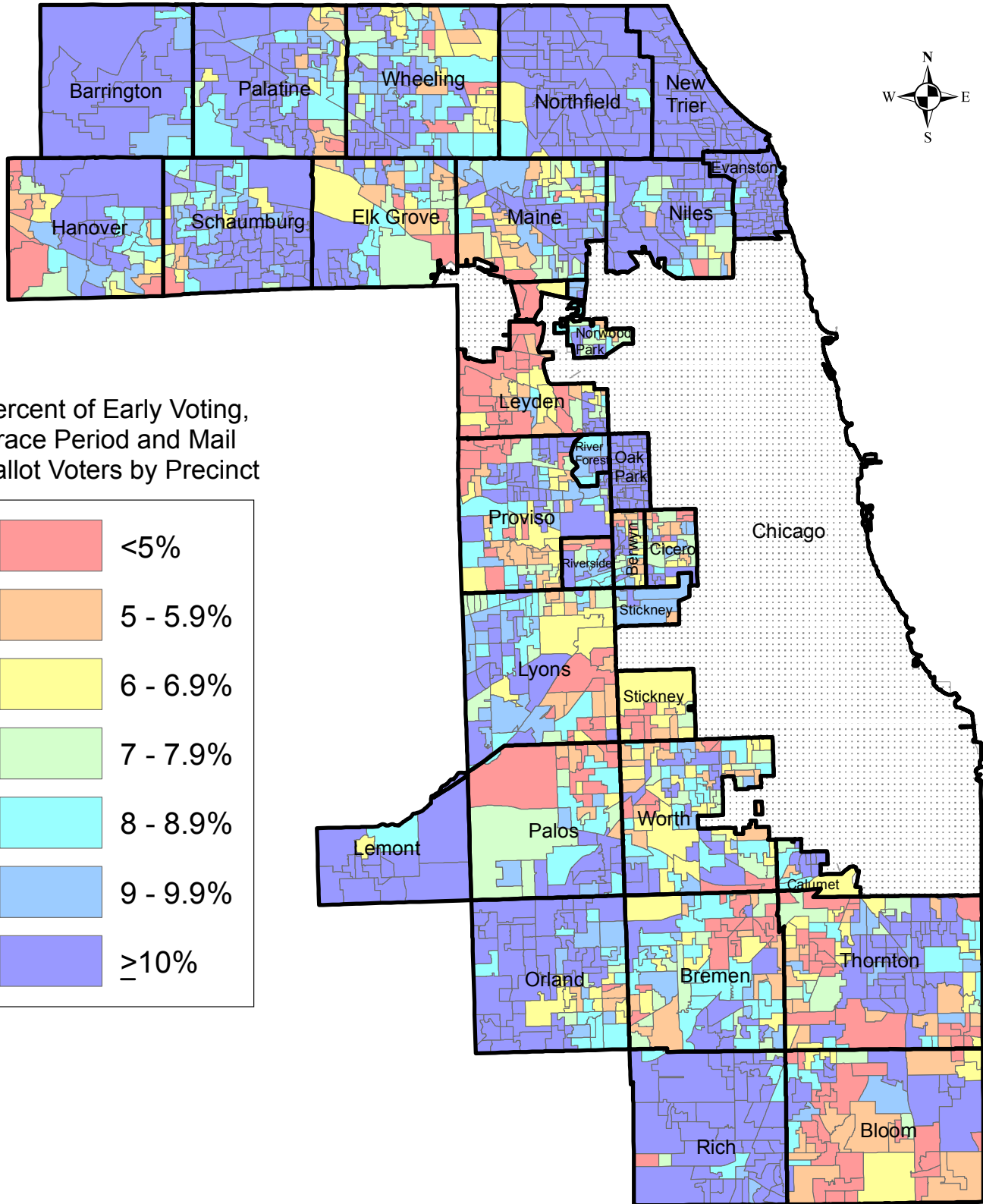


David Orr
cookcountyclerk.com

The last day to request a mail ballot was March 10.

The data shown in this map is as of end of day March 10, 2016.

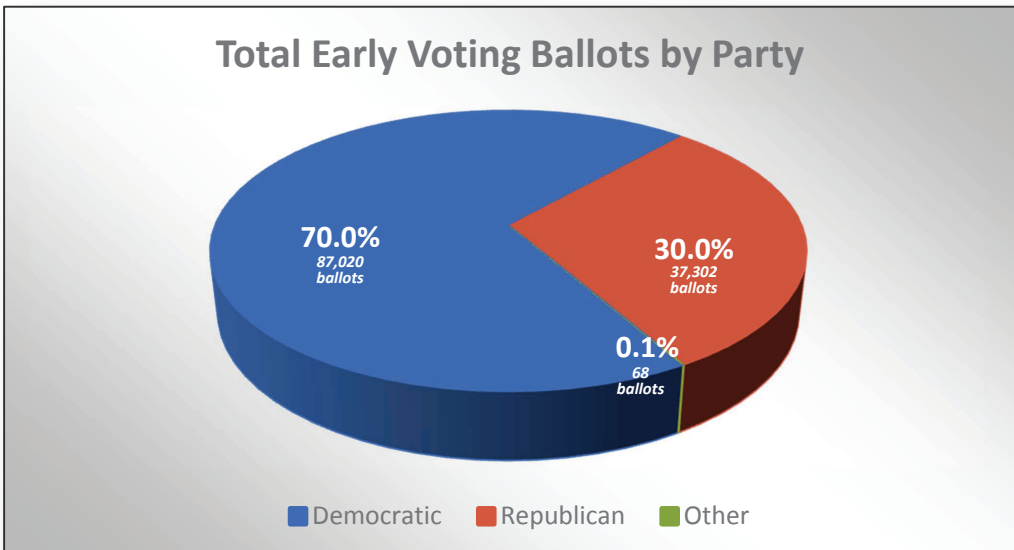
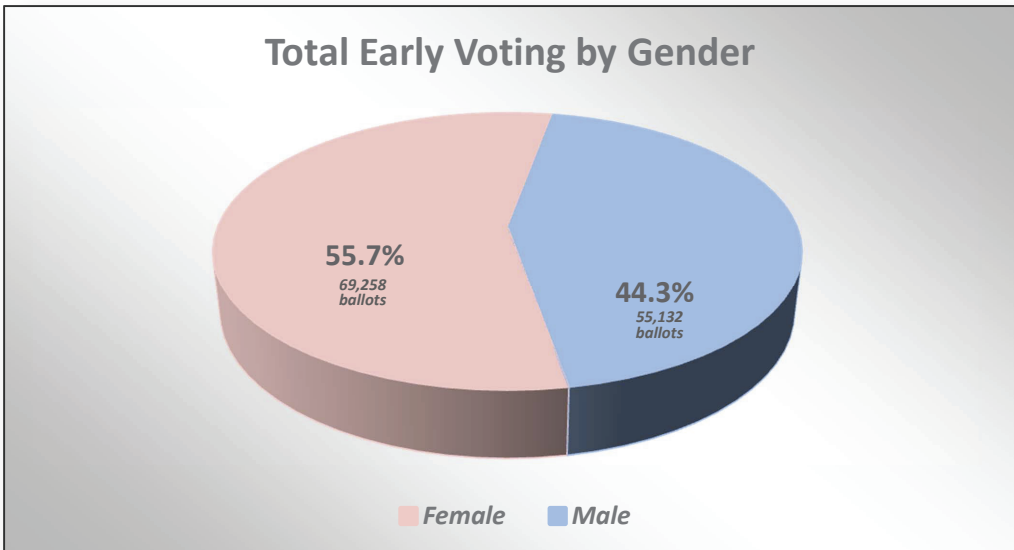
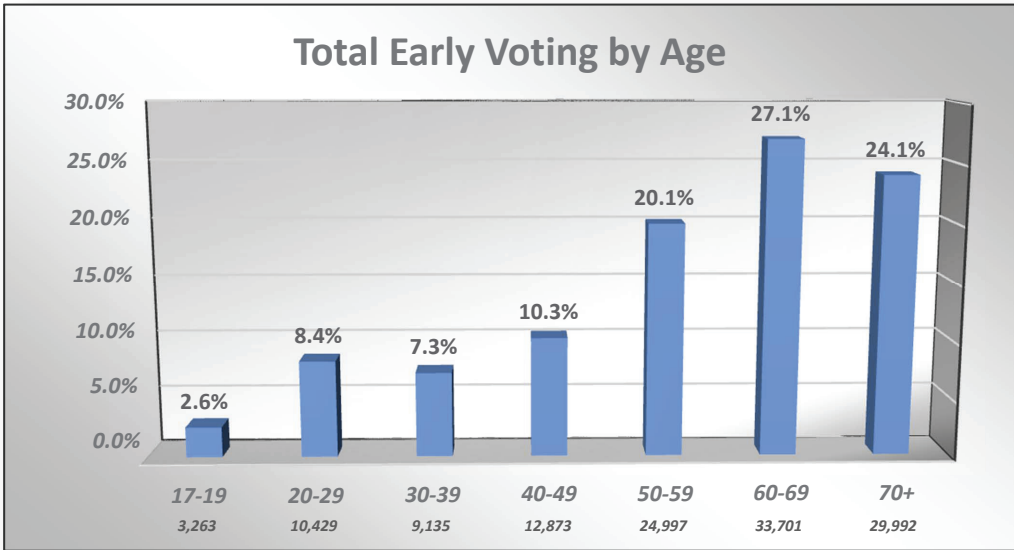
Total Pre-Election Ballots Cast Suburban Cook County March 15, 2016 Presidential Primary Election



David Orr
cookcountyclerk.com

Map includes Early, Grace Period and Mail Ballot voting as of 3pm on March 13, 2016.

Early and Grace Period Voting continue on March 14, 2016.





COOK COUNTY CLERK DAVID ORR

69 W. Washington, Suite 500, Chicago, Illinois 60602



TEL (312) 603-0996 FAX (312) 603-9788 WEB cookcountyclerk.com

2016 Presidential Primary Election Frequently Asked Questions

Q: What hours are polls open on Election Day?

A: Suburban Cook County polling places are open from 6 a.m. to 7 p.m. on Tuesday, March 15.

Q: Do I have to go to a specific polling place on Election Day?

A: Yes. Both registered and unregistered residents can find out where their polling place is, as well as view a sample ballot, on the [Your Voter Information](#) page on the Clerk's website. You can also see the same information via any smartphone or tablet device, on the Clerk's mobile voter information page, at m.cookcountyclerk.com.

Q: Can I still register and vote on Election Day if I am not registered to vote, and can I do so at my local polling place?

A: This year, for the first time, Election Day Registration will allow unregistered voters to register and vote on Election Day in every suburban polling place. On Election Day, voters must go to their home precinct in order to participate in Election Day Registration. Residents are encouraged to visit the Clerk's Voter Information page at www.cookcountyclerk.com/VoterInfo to find their home precinct, sample ballot and referenda (if applicable). Any voter who needs to register for the first time or file an address/name change must present two [forms of ID](#) – neither needs to be a photo ID, but one must include the voter's current address.

Q: Do I have to choose a political party's ballot in order to vote?

A: Yes. In primary elections, you must choose to vote a specific political party ballot.

Q: Who do I call if there's a problem at my polling place with registration, equipment, electioneering, etc.?

A: To report voter fraud or irregularities, call our legal department, at 312.603.0236.

Q. What are the ways to vote in the precincts?

A. Every voter has a choice between a paper or touch screen ballot.

Q. What if the wrong candidates or offices are on my ballot?

A. Alert an election judge. Do not make any selections or cast your ballot until the election judge has addressed the issue. Once you cast the ballot, the vote is cast and your ballot cannot be retrieved.

Q. What if I make a mistake while voting, such as selecting a candidate that I don't want to vote for?

A. If you notice a mistake on your touch screen, just go back to that selection and touch that choice again, then make the choice you want to make. If you are having trouble with the touch screen, alert an election judge. If you make a mistake on a paper ballot, you must ask the election judge for a new paper ballot. Once you have cast the ballot, either paper or touch screen, the vote is cast and cannot be changed.

Q. I received a mail ballot at home but did not mail it in. Can I vote at a polling place instead?

A. As long as you did not mail in the ballot, you can vote in person at your local precinct on Election Day. If you vote at the polls on Election Day and your mail ballot is received later by the Clerk's office, it will be destroyed, and only the first vote will be counted. Additionally, remember that it is a felony not just to vote twice in the same election, but to even attempt to vote more than once in the same election.

**Primary Election
March 15, 2016
Summary Report - Unofficial Results
Cook County**

Registration & Turnout

	Registration	Turnout	
Total Registration and Turnout	1,443,261	0	0.00%
Nonpartisan Registration & Turnout		0	
Democratic Registration & Turnout		0	
Republican Registration & Turnout		0	
Green Registration & Turnout		0	

Contests

DEM - President, U.S.	0 of 1599 precincts counted		0.00%
Hillary Clinton		0	0.00%
Willie L. Wilson		0	0.00%
Martin J. O'Malley		0	0.00%
Roque "Rocky" De La Fuente		0	0.00%
Larry (Lawrence) Cohen		0	0.00%
Bernie Sanders		0	0.00%
	Total	0	
DEM - Senator, U.S.	0 of 1599 precincts counted		0.00%
Andrea Zopp		0	0.00%
Tammy Duckworth		0	0.00%
Napoleon Harris		0	0.00%
	Total	0	
DEM - Comptroller, State of Illinois	0 of 1599 precincts counted		0.00%
Susana Mendoza		0	0.00%
	Total	0	
DEM - U.S. Representative, 1st District	0 of 158 precincts counted		0.00%
Bobby L. Rush		0	0.00%
O. Patrick Brutus		0	0.00%
Howard B. Brookins, Jr.		0	0.00%
	Total	0	
DEM - U.S. Representative, 2nd District	0 of 257 precincts counted		0.00%
Marcus Lewis		0	0.00%
Robin Kelly		0	0.00%
Dorian C.L. Myrickes		0	0.00%
Charles Rayburn		0	0.00%
	Total	0	
DEM - U.S. Representative, 3rd District	0 of 252 precincts counted		0.00%
Daniel William Lipinski		0	0.00%

	Total	0	
DEM - U.S. Representative, 4th District	0 of 97 precincts counted		0.00%
Luis V. Gutierrez		0	0.00%
Javier Salas		0	0.00%
	Total	0	
DEM - U.S. Representative, 5th District	0 of 79 precincts counted		0.00%
Mike Quigley		0	0.00%
	Total	0	
DEM - U.S. Representative, 6th District	0 of 67 precincts counted		0.00%
Robert Marshall		0	0.00%
Amanda Howland		0	0.00%
	Total	0	
DEM - U.S. Representative, 7th District	0 of 118 precincts counted		0.00%
Danny K. Davis		0	0.00%
Thomas Day		0	0.00%
	Total	0	
DEM - U.S. Representative, 8th District	0 of 191 precincts counted		0.00%
Michael Noland		0	0.00%
Raja Krishnamoorthi		0	0.00%
Deborah M. Bullwinkel		0	0.00%
	Total	0	
DEM - U.S. Representative, 9th District	0 of 314 precincts counted		0.00%
Janice D. Schakowsky		0	0.00%
	Total	0	
DEM - U.S. Representative, 10th District	0 of 102 precincts counted		0.00%
Brad Schneider		0	0.00%
Nancy Rotering		0	0.00%
	Total	0	
DEM - U.S. Representative, 11th District	0 of 4 precincts counted		0.00%
Bill Foster		0	0.00%
	Total	0	
DEM - Delegate, National Convention 1st DEM	0 of 158 precincts counted		0.00%
(Vote For 9)			
Jacqueline Collins (Clinton)		0	0.00%
David Moore (Clinton)		0	0.00%
Barbara Flynn Currie (Clinton)		0	0.00%
Kwame Raoul (Clinton)		0	0.00%
Mary E. Flowers (Clinton)		0	0.00%
Roderick T. Sawyer (Clinton)		0	0.00%
Toni Preckwinkle (Clinton)		0	0.00%
Kurt Summers (Clinton)		0	0.00%
Carolyn Rush (Clinton)		0	0.00%

Rochelle Y. O'Neal (O'Malley)	0	0.00%
Hedy Gist-Ellison (O'Malley)	0	0.00%
Joseph Wheeler (O'Malley)	0	0.00%
Tyler Kissinger (Sanders)	0	0.00%
Adriana Sanchez (Sanders)	0	0.00%
William K. Crosby (Sanders)	0	0.00%
Brendan Houlihan (Sanders)	0	0.00%
Tim Gaffney (Sanders)	0	0.00%
Patricia Guinn (Sanders)	0	0.00%
Vernita Farmer (Sanders)	0	0.00%
Brenda J. Malone (Sanders)	0	0.00%
Theresa McCulley (Sanders)	0	0.00%
Kenzo Emiliano Esquivel (Sanders)	0	0.00%
Total	0	
DEM - Delegate, National Convention 2nd DEM	0 of 257 precincts counted	0.00%
(Vote For 8)		
Timothy "Tim" Bradford (Clinton)	0	0.00%
Lisa Dugan (Clinton)	0	0.00%
Jaylin Davon McClinton (Clinton)	0	0.00%
Leslie Hairston (Clinton)	0	0.00%
Al Riley (Clinton)	0	0.00%
Toi W. Hutchinson (Clinton)	0	0.00%
Frank M. Zuccarelli (Clinton)	0	0.00%
Donna Miller (Clinton)	0	0.00%
Michael Holmes (O'Malley)	0	0.00%
James Patton (O'Malley)	0	0.00%
Gregory Washington (O'Malley)	0	0.00%
Kenneth Franklin (Sanders)	0	0.00%
Linda Jennings (Sanders)	0	0.00%
Tanya Watkins (Sanders)	0	0.00%
John A. Willard (Sanders)	0	0.00%
Ndidi A. Okakpu (Sanders)	0	0.00%
Carl Camacho (Sanders)	0	0.00%
Laura M. Ortega (Sanders)	0	0.00%
Susan Sadlowski Garza (Sanders)	0	0.00%
Total	0	
DEM - Delegate, National Convention 3rd DEM	0 of 252 precincts counted	0.00%
(Vote For 5)		
Colleen Patricia Burns (Clinton)	0	0.00%
Michael E. Hastings (Clinton)	0	0.00%
Clarisol Duque (Clinton)	0	0.00%
Jorge Ramirez (Clinton)	0	0.00%
Shirley Madigan (Clinton)	0	0.00%
Josephine Singler (O'Malley)	0	0.00%
Nancy Heskin Jados (O'Malley)	0	0.00%
Edward D. Maloney (O'Malley)	0	0.00%
David B. Maher (O'Malley)	0	0.00%
Matthew Lafond (O'Malley)	0	0.00%

Nathaniel Harris (Sanders)	0	0.00%
Rebecca Davies (Sanders)	0	0.00%
Daniel Buys (Sanders)	0	0.00%
Myriam Calvache (Sanders)	0	0.00%
Maureen Sullivan (Sanders)	0	0.00%
Total	0	
DEM - Delegate, National Convention 4th DEM	0 of 97 precincts counted	0.00%
(Vote For 5)		
Soraida Gutierrez (Clinton)	0	0.00%
Raymond A. Lopez (Clinton)	0	0.00%
Milly Santiago (Clinton)	0	0.00%
Vicente "Vince" Sanchez, Jr. (Clinton)	0	0.00%
Emanuel "Chris" Welch (Clinton)	0	0.00%
Barbara P. Guttman (O'Malley)	0	0.00%
Richard Gutierrez (O'Malley)	0	0.00%
Will Guzzardi (Sanders)	0	0.00%
Andrea Perkins (Sanders)	0	0.00%
Carlos Ramirez-Rosa (Sanders)	0	0.00%
Shana East (Sanders)	0	0.00%
Álvaro R. Obregón (Sanders)	0	0.00%
Melissa Rubio (Sanders)	0	0.00%
Total	0	
DEM - Delegate, National Convention 5th DEM	0 of 79 precincts counted	0.00%
(Vote For 6)		
Sara Feigenholtz (Clinton)	0	0.00%
Rocco J. Claps (Clinton)	0	0.00%
Bridget Gainer (Clinton)	0	0.00%
Patrick Croke (Clinton)	0	0.00%
Jan Kallish (Clinton)	0	0.00%
Proco Joseph Moreno (Clinton)	0	0.00%
Angelique Hardy Heinz (O'Malley)	0	0.00%
Joseph Enright (O'Malley)	0	0.00%
Noel Chambers (O'Malley)	0	0.00%
Vittorio Gomez (O'Malley)	0	0.00%
John S. Arena (Sanders)	0	0.00%
Rebecca Abraham (Sanders)	0	0.00%
Simone Rowen (Sanders)	0	0.00%
Troy A. LaRaviere (Sanders)	0	0.00%
Laura Sabransky (Sanders)	0	0.00%
William J. Perry (Sanders)	0	0.00%
Total	0	
DEM - Delegate, National Convention 6th DEM	0 of 67 precincts counted	0.00%
(Vote For 5)		
Priyal Amin (Clinton)	0	0.00%
Melissa Rae Byrne (Clinton)	0	0.00%
Jack Harrington (Clinton)	0	0.00%
Markus Pitchford (Clinton)	0	0.00%

Nancy Shepherdson (Clinton)	0	0.00%
Nicole Gooden (O'Malley)	0	0.00%
Olumide Idowu (O'Malley)	0	0.00%
Alex Franklin (Sanders)	0	0.00%
Ian Sorenson (Sanders)	0	0.00%
Georgina McDonald (Sanders)	0	0.00%
Nadia Blanc Daley (Sanders)	0	0.00%
Janet (Jan) Wolff (Sanders)	0	0.00%
Dan Bailey (Sanders)	0	0.00%
Total	0	

DEM - Delegate, National Convention 7th DEM 0 of 118 precincts counted 0.00%
 (Vote For 9)

Ira Acree (Clinton)	0	0.00%
Mattie Hunter (Clinton)	0	0.00%
James F. Coyne (Clinton)	0	0.00%
Emma M. Mitts (Clinton)	0	0.00%
Larry Rogers, Jr. (Clinton)	0	0.00%
Eileen Kay Rhodes (Clinton)	0	0.00%
Michael Scott Jr. (Clinton)	0	0.00%
Anna Valencia (Clinton)	0	0.00%
John A. West (Clinton)	0	0.00%
Tumia Romero (O'Malley)	0	0.00%
Tierra S. Jackson (O'Malley)	0	0.00%
Peggy A. Roth (O'Malley)	0	0.00%
Katrina Veerhusen (O'Malley)	0	0.00%
Anne Conderacci (O'Malley)	0	0.00%
Michael K. Forde (O'Malley)	0	0.00%
Joshua Sam Lapidus (O'Malley)	0	0.00%
Hugh R. McCombs (O'Malley)	0	0.00%
La Shawn K. Ford (Sanders)	0	0.00%
Robert J. Peters (Sanders)	0	0.00%
Melissa Parks (Sanders)	0	0.00%
Robert Angert George (Sanders)	0	0.00%
Martin Ritter (Sanders)	0	0.00%
Jan Rodolfo (Sanders)	0	0.00%
Willie Mack (Sanders)	0	0.00%
Tara S. Stamps (Sanders)	0	0.00%
Brianna Tong (Sanders)	0	0.00%
Total	0	

DEM - Delegate, National Convention 8th DEM 0 of 191 precincts counted 0.00%
 (Vote For 4)

Micaela Brown (Clinton)	0	0.00%
Theodore J. Mason (Clinton)	0	0.00%
Deborah H. Erbach (Clinton)	0	0.00%
Herb Porter (Clinton)	0	0.00%
Terrell Barnes (O'Malley)	0	0.00%
Frank F. Imhoff (O'Malley)	0	0.00%
José Afonso Villalobos (Sanders)	0	0.00%

Veronica Noland (Sanders)	0	0.00%
Rhodelyn Bedford (Sanders)	0	0.00%
Gary Kleppe (Sanders)	0	0.00%
Total	0	
DEM - Delegate, National Convention 9th DEM	0 of 314 precincts counted	0.00%
(Vote For 7)		
Voda Ebeling (Clinton)	0	0.00%
Michael Cabonargi (Clinton)	0	0.00%
Lakshmi Lakshmanan (Clinton)	0	0.00%
Rick Garcia (Clinton)	0	0.00%
Josina Morita (Clinton)	0	0.00%
Lou Lang (Clinton)	0	0.00%
Heather A. Steans (Clinton)	0	0.00%
Devlin Kane (O'Malley)	0	0.00%
David Hatch (Sanders)	0	0.00%
Sharon Sanders (Sanders)	0	0.00%
Ed Mullen (Sanders)	0	0.00%
Kathleen Hogan (Sanders)	0	0.00%
Michael J. Harrington (Sanders)	0	0.00%
Mary Rita Luecke (Sanders)	0	0.00%
Ayo Maat (Sanders)	0	0.00%
Dan Johnson (Sanders)	0	0.00%
Total	0	
DEM - Delegate, National Convention 10th DEM	0 of 102 precincts counted	0.00%
(Vote For 5)		
Andrew Evan Boron (Clinton)	0	0.00%
Lauren Beth Gash (Clinton)	0	0.00%
Terry Link (Clinton)	0	0.00%
Audrey Nixon (Clinton)	0	0.00%
Steven Sheffey (Clinton)	0	0.00%
Kerry Martin (O'Malley)	0	0.00%
John Cadwell (O'Malley)	0	0.00%
David Borriss (Sanders)	0	0.00%
Brian Dupuis (Sanders)	0	0.00%
Paul Law (Sanders)	0	0.00%
Talisa Hardin (Sanders)	0	0.00%
Olivia Love-Hatlestad (Sanders)	0	0.00%
Sarah Minoo Shadnia (Sanders)	0	0.00%
Total	0	
DEM - Delegate, National Convention 11th DEM	0 of 4 precincts counted	0.00%
(Vote For 5)		
Aesook Byon (Clinton)	0	0.00%
Alex Arroyo (Clinton)	0	0.00%
Gay E. Bruhn (Clinton)	0	0.00%
Herbert Brooks, Jr. (Clinton)	0	0.00%
Linda Chapa Lavia (Clinton)	0	0.00%
Barbara I. Hernandez (O'Malley)	0	0.00%

Timothy M. Brophy (O'Malley)	0	0.00%
John Laesch (Sanders)	0	0.00%
Jesus (Jesse) Medina (Sanders)	0	0.00%
Hillary Colby (Sanders)	0	0.00%
Jacqueline L. Traynere (Sanders)	0	0.00%
Elizabeth Wilke (Sanders)	0	0.00%
Ben Mullenbach (Sanders)	0	0.00%
Total	0	
DEM - State Senator, 1st District 4yr	0 of 1 precincts counted	0.00%
Antonio "Tony" Munoz	0	0.00%
Total	0	
DEM - State Senator, 2nd District 2yr	0 of 2 precincts counted	0.00%
Angelica Alfaro	0	0.00%
Omar Aquino	0	0.00%
Total	0	
DEM - State Senator, 4th District 4yr	0 of 117 precincts counted	0.00%
Kimberly A. Lightford	0	0.00%
Total	0	
DEM - State Senator, 7th District 4yr	0 of 2 precincts counted	0.00%
Heather A. Steans	0	0.00%
Total	0	
DEM - State Senator, 8th District 2yr	0 of 71 precincts counted	0.00%
Ira I. Silverstein	0	0.00%
Total	0	
DEM - State Senator, 10th District 4yr	0 of 51 precincts counted	0.00%
John G. Mulroe	0	0.00%
Total	0	
DEM - State Senator, 11th District 2yr	0 of 28 precincts counted	0.00%
Martin A. Sandoval	0	0.00%
Total	0	
DEM - State Senator, 14th District 2yr	0 of 89 precincts counted	0.00%
Emil Jones III	0	0.00%
Total	0	
DEM - State Senator, 16th District 4yr	0 of 56 precincts counted	0.00%
Jacqueline "Jacqui" Collins	0	0.00%
Total	0	
DEM - State Senator, 17th District 2yr	0 of 53 precincts counted	0.00%
Donne E. Trotter	0	0.00%
Total	0	

DEM - State Senator, 19th District 4yr	0 of 92 precincts counted		0.00%
McStephen O.A. "Max" Solomon		0	0.00%
Michael E. Hastings		0	0.00%
	Total	0	
DEM - State Senator, 22nd District 4yr	0 of 65 precincts counted		0.00%
Cristina Castro		0	0.00%
Steve Caramelli		0	0.00%
	Total	0	
DEM - State Senator, 23rd District 2yr	0 of 5 precincts counted		0.00%
Thomas E. Cullerton		0	0.00%
	Total	0	
DEM - State Senator, 25th District 4yr	0 of 3 precincts counted		0.00%
Corinne M. Pierog		0	0.00%
	Total	0	
DEM - State Senator, 26th District 2yr	0 of 12 precincts counted		0.00%
No Candidate		0	0.00%
	Total	0	
DEM - State Senator, 28th District 4yr	0 of 123 precincts counted		0.00%
Laura Murphy		0	0.00%
	Total	0	
DEM - State Senator, 29th District 2yr	0 of 67 precincts counted		0.00%
Julie A. Morrison		0	0.00%
	Total	0	
DEM - State Senator, 40th District 4yr	0 of 46 precincts counted		0.00%
Toi W. Hutchinson		0	0.00%
	Total	0	
DEM - State Senator, 41st District 2yr	0 of 35 precincts counted		0.00%
No Candidate		0	0.00%
	Total	0	
DEM - State Representative, 1st District	0 of 1 precincts counted		0.00%
Daniel J. Burke		0	0.00%
	Total	0	
DEM - State Representative, 3rd District	0 of 2 precincts counted		0.00%
Luis Arroyo		0	0.00%
	Total	0	
DEM - State Representative, 7th District	0 of 85 precincts counted		0.00%
Emanuel "Chris" Welch		0	0.00%
Chris Harris		0	0.00%
	Total	0	

DEM - State Representative, 8th District	0 of 35 precincts counted		0.00%
La Shawn K. Ford		0	0.00%
	Total	0	
DEM - State Representative, 14th District	0 of 2 precincts counted		0.00%
Kelly M. Cassidy		0	0.00%
	Total	0	
DEM - State Representative, 15th District	0 of 42 precincts counted		0.00%
John C. D'Amico		0	0.00%
Jac Charlier		0	0.00%
	Total	0	
DEM - State Representative, 16th District	0 of 32 precincts counted		0.00%
Lou Lang		0	0.00%
	Total	0	
DEM - State Representative, 17th District	0 of 78 precincts counted		0.00%
Laura Fine		0	0.00%
	Total	0	
DEM - State Representative, 18th District	0 of 80 precincts counted		0.00%
Robyn Gabel		0	0.00%
	Total	0	
DEM - State Representative, 19th District	0 of 8 precincts counted		0.00%
Robert Martwick		0	0.00%
	Total	0	
DEM - State Representative, 20th District	0 of 43 precincts counted		0.00%
Merry Marwig		0	0.00%
	Total	0	
DEM - State Representative, 21st District	0 of 26 precincts counted		0.00%
Silvana Tabares		0	0.00%
	Total	0	
DEM - State Representative, 22nd District	0 of 2 precincts counted		0.00%
Michael J. Madigan		0	0.00%
Jason Gonzales		0	0.00%
Joe G. Barboza		0	0.00%
Grasiela Rodriguez		0	0.00%
	Total	0	
DEM - State Representative, 23rd District	0 of 58 precincts counted		0.00%
Michael J. Zalewski		0	0.00%
	Total	0	
DEM - State Representative, 24th District	0 of 44 precincts counted		0.00%
Elizabeth "Lisa" Hernandez		0	0.00%
	Total	0	

DEM - State Representative, 27th District	0 of 37 precincts counted		0.00%
Monique D. Davis		0	0.00%
	Total	0	
DEM - State Representative, 28th District	0 of 56 precincts counted		0.00%
Robert "Bob" Rita		0	0.00%
	Total	0	
DEM - State Representative, 29th District	0 of 60 precincts counted		0.00%
Wilbur "Will" Tillman		0	0.00%
Thaddeus Jones		0	0.00%
Kenneth "Kenny" Williams		0	0.00%
	Total	0	
DEM - State Representative, 30th District	0 of 79 precincts counted		0.00%
William "Will" Davis		0	0.00%
	Total	0	
DEM - State Representative, 31st District	0 of 39 precincts counted		0.00%
Mary E. Flowers		0	0.00%
	Total	0	
DEM - State Representative, 32nd District	0 of 20 precincts counted		0.00%
André Thapedi		0	0.00%
	Total	0	
DEM - State Representative, 33rd District	0 of 35 precincts counted		0.00%
Marcus C. Evans, Jr.		0	0.00%
	Total	0	
DEM - State Representative, 34th District	0 of 23 precincts counted		0.00%
Elgie R. Sims, Jr.		0	0.00%
	Total	0	
DEM - State Representative, 35th District	0 of 50 precincts counted		0.00%
Frances Ann Hurley		0	0.00%
	Total	0	
DEM - State Representative, 36th District	0 of 72 precincts counted		0.00%
Kelly M. Burke		0	0.00%
	Total	0	
DEM - State Representative, 37th District	0 of 20 precincts counted		0.00%
No Candidate		0	0.00%
	Total	0	
DEM - State Representative, 38th District	0 of 72 precincts counted		0.00%
Al Riley		0	0.00%
	Total	0	

DEM - State Representative, 43rd District	0 of 12 precincts counted	0.00%
Anna Moeller	0	0.00%
Total	0	
DEM - State Representative, 44th District	0 of 55 precincts counted	0.00%
Fred Crespo	0	0.00%
Total	0	
DEM - State Representative, 45th District	0 of 5 precincts counted	0.00%
Cynthia Borbas	0	0.00%
Total	0	
DEM - State Representative, 47th District	0 of 6 precincts counted	0.00%
No Candidate	0	0.00%
Total	0	
DEM - State Representative, 49th District	0 of 3 precincts counted	0.00%
No Candidate	0	0.00%
Total	0	
DEM - State Representative, 51st District	0 of 1 precincts counted	0.00%
No Candidate	0	0.00%
Total	0	
DEM - State Representative, 52nd District	0 of 12 precincts counted	0.00%
No Candidate	0	0.00%
Total	0	
DEM - State Representative, 53rd District	0 of 76 precincts counted	0.00%
No Candidate	0	0.00%
Total	0	
DEM - State Representative, 54th District	0 of 76 precincts counted	0.00%
No Candidate	0	0.00%
Total	0	
DEM - State Representative, 55th District	0 of 67 precincts counted	0.00%
Martin J. Moylan	0	0.00%
Total	0	
DEM - State Representative, 56th District	0 of 56 precincts counted	0.00%
Michelle Mussman	0	0.00%
Total	0	
DEM - State Representative, 57th District	0 of 61 precincts counted	0.00%
Elaine Nekritz	0	0.00%
Total	0	
DEM - State Representative, 58th District	0 of 6 precincts counted	0.00%
Scott Drury	0	0.00%
Total	0	

DEM - State Representative, 59th District	0 of 7 precincts counted		0.00%
Carol Sente		0	0.00%
	Total	0	
DEM - State Representative, 77th District	0 of 33 precincts counted		0.00%
Kathleen Willis		0	0.00%
	Total	0	
DEM - State Representative, 78th District	0 of 51 precincts counted		0.00%
Camille Lilly		0	0.00%
	Total	0	
DEM - State Representative, 80th District	0 of 46 precincts counted		0.00%
Anthony DeLuca		0	0.00%
	Total	0	
DEM - State Representative, 82nd District	0 of 35 precincts counted		0.00%
No Candidate		0	0.00%
	Total	0	
DEM - Commissioner, Water Reclamation Dist	0 of 1530 precincts counted		0.00%
(Vote For 3)			
Kevin McDevitt		0	0.00%
Barbara McGowan		0	0.00%
Mariyana T. Spyropoulos		0	0.00%
Josina Morita		0	0.00%
R. Cary Capparelli		0	0.00%
Joseph Daniel Cook		0	0.00%
	Total	0	
DEM - Commissioner, Water Reclamation Dist 2yr	0 of 1530 precincts counted		0.00%
Andrew Seo		0	0.00%
Tom Greenhaw		0	0.00%
Martin J. Durkan		0	0.00%
	Total	0	
DEM - State's Attorney, Cook County	0 of 1599 precincts counted		0.00%
Kim Foxx		0	0.00%
Anita Alvarez		0	0.00%
Donna More		0	0.00%
	Total	0	
DEM - Clerk of the Circuit Court, Cook County	0 of 1599 precincts counted		0.00%
Jacob Meister		0	0.00%
Dorothy A. Brown		0	0.00%
Michelle A. Harris		0	0.00%
	Total	0	
DEM - Recorder of Deeds, Cook County	0 of 1599 precincts counted		0.00%
Karen A. Yarbrough		0	0.00%

	Total	0	
DEM - Board of Review, 1st District	0 of 1084 precincts counted		0.00%
No Candidate		0	0.00%
	Total	0	
DEM - Board of Review, 2nd District	0 of 153 precincts counted		0.00%
Michael Cabonargi		0	0.00%
	Total	0	
DEM - Appellate Court Judge (Vacancy of Epstein)	0 of 1599 precincts counted		0.00%
Eileen O'Neill Burke		0	0.00%
	Total	0	
DEM - Appellate Court Judge (Vacancy of Quinn)	0 of 1599 precincts counted		0.00%
Bertina E. Lampkin		0	0.00%
	Total	0	
DEM - Circuit Court Judge (Vacancy of Biebel, Jr.)	0 of 1599 precincts counted		0.00%
John Fitzgerald Lyke, Jr.		0	0.00%
	Total	0	
DEM - Circuit Court Judge (Vacancy of Elrod)	0 of 1599 precincts counted		0.00%
Scott Edward Lipinski		0	0.00%
Rossana Patricia Fernandez		0	0.00%
	Total	0	
DEM - Circuit Court Judge (Vacancy of Hogan)	0 of 1599 precincts counted		0.00%
Michael I. O'Malley		0	0.00%
Alison C. Conlon		0	0.00%
	Total	0	
DEM - Circuit Court Judge (Vacancy of Howlett, Jr.)	0 of 1599 precincts counted		0.00%
Aleksandra "Alex" Gillespie		0	0.00%
Thomas Maloney Cushing		0	0.00%
	Total	0	
DEM - Circuit Court Judge (Vacancy of Johnson)	0 of 1599 precincts counted		0.00%
Gregory Raymond LaPapa		0	0.00%
Sean S. Chaudhuri		0	0.00%
Mark A. Lyon		0	0.00%
Carolyn J. Gallagher		0	0.00%
Bonnie Carol McGrath		0	0.00%
	Total	0	
DEM - Circuit Court Judge (Vacancy of Karnezis)	0 of 1599 precincts counted		0.00%
Mary Kathleen McHugh		0	0.00%
Devlin J. Schoop		0	0.00%
Brian J O'Hara		0	0.00%
	Total	0	

DEM - Circuit Court Judge (Vacancy of Love)	0 of 1599 precincts counted		0.00%
Brendan A. O'Brien		0	0.00%
	Total	0	
DEM - Circuit Court Judge (Vacancy of O'Brien)	0 of 1599 precincts counted		0.00%
Maureen O'Donoghue Hannon		0	0.00%
	Total	0	
DEM - Circuit Court Judge (Vacancy of Palmer)	0 of 1599 precincts counted		0.00%
Pat Heneghan		0	0.00%
Susana L. Ortiz		0	0.00%
Deidre Baumann		0	0.00%
	Total	0	
DEM - Circuit Court Judge (Vacancy of Ruscitti Grussel)	0 of 1599 precincts counted		0.00%
William S. Wojcik		0	0.00%
Daniel Patrick Duffy		0	0.00%
Monica M. Torres-Linares		0	0.00%
	Total	0	
DEM - Circuit Court Judge (Vacancy of Walsh)	0 of 1599 precincts counted		0.00%
Patrick Joseph Powers		0	0.00%
Fredrick H. Bates		0	0.00%
	Total	0	
DEM - Judge, 1st Subcircuit (Vac of Brim)	0 of 45 precincts counted		0.00%
Jesse Outlaw		0	0.00%
Maryam Ahmad		0	0.00%
	Total	0	
DEM - Judge, 1st Subcircuit (Vac of Hopkins)	0 of 45 precincts counted		0.00%
Anthony E. Simpkins		0	0.00%
Rhonda Crawford		0	0.00%
Lisa A. Copland		0	0.00%
	Total	0	
DEM - Judge, 2nd Subcircuit (Vac of Savage)	0 of 131 precincts counted		0.00%
Celeste K. Jones		0	0.00%
Chelsey R. Robinson		0	0.00%
D. Renee Jackson		0	0.00%
Travis Richardson		0	0.00%
	Total	0	
DEM - Judge, 4th Subcircuit (Vac of Kunkle)	0 of 241 precincts counted		0.00%
Edward J. King		0	0.00%
	Total	0	
DEM - Judge, 7th Subcircuit (Vac of Burrell)	0 of 54 precincts counted		0.00%
Marianne Jackson		0	0.00%
	Total	0	

DEM - Judge, 7th Subcircuit (Vac of Rivkin-Carothers)	0 of 54 precincts counted		0.00%
Patricia "Pat" S. Spratt		0	0.00%
Christopher J. Stuart		0	0.00%
Jennifer Ballard		0	0.00%
Mable Taylor		0	0.00%
Patrick D. John		0	0.00%
Rosa Silva		0	0.00%
Total		0	
DEM - Judge, 9th Subcircuit (Vac of Berman)	0 of 149 precincts counted		0.00%
Thomas Peter Kougias		0	0.00%
Jerry Esrig		0	0.00%
Total		0	
DEM - Judge, 10th Subcircuit (Vac of Howard)	0 of 61 precincts counted		0.00%
Colleen Reardon Daly		0	0.00%
Eve Marie Reilly		0	0.00%
Michael John Malatesta		0	0.00%
Richard "Rick" Cenar		0	0.00%
Total		0	
DEM - Judge, 11th Subcircuit (Vac of Kelly)	0 of 118 precincts counted		0.00%
Marc Martin		0	0.00%
James DiChristofano		0	0.00%
Catherine Ann Schneider		0	0.00%
Total		0	
DEM - Judge, 11th Subcircuit (Vac of Zwick)	0 of 118 precincts counted		0.00%
William B. Sullivan		0	0.00%
Total		0	
DEM - Judge, 12th Subcircuit (Vac of Kazmierski, Jr.)	0 of 241 precincts counted		0.00%
Louis George Apostol		0	0.00%
Marguerite Anne Quinn		0	0.00%
Jennifer E. Bae		0	0.00%
Frank J. Andreou		0	0.00%
Total		0	
DEM - Judge, 12th Subcircuit (Vac of Mathein)	0 of 241 precincts counted		0.00%
Janet Cronin Mahoney		0	0.00%
Adam Scott Mathein		0	0.00%
Total		0	
DEM - Judge, 12th Subcircuit (Vac of Tristano)	0 of 241 precincts counted		0.00%
Carrie Hamilton		0	0.00%
Total		0	
DEM - Judge, 12th Subcircuit (Additional Judgeship A)	0 of 241 precincts counted		0.00%
James Edward Hanlon, Jr.		0	0.00%

Allan W. Masters		0	0.00%
	Total	0	
DEM - Judge, 13th Subcircuit (Vac of Fecarotta, Jr.)	0 of 225 precincts counted		0.00%
Ketki "Kay" Steffen		0	0.00%
	Total	0	
DEM - Judge, 14th Subcircuit (Vac of Ruble Murphy)	0 of 37 precincts counted		0.00%
Matthew Link		0	0.00%
	Total	0	
REP - President, U.S.	0 of 1599 precincts counted		0.00%
Jeb Bush		0	0.00%
Chris Christie		0	0.00%
Donald J. Trump		0	0.00%
Ted Cruz		0	0.00%
Marco Rubio		0	0.00%
Rand Paul		0	0.00%
Carly Fiorina		0	0.00%
Mike Huckabee		0	0.00%
Rick Santorum		0	0.00%
John R. Kasich		0	0.00%
Ben Carson		0	0.00%
	Total	0	
REP - Senator, U.S.	0 of 1599 precincts counted		0.00%
James T. Marter		0	0.00%
Mark Steven Kirk		0	0.00%
	Total	0	
REP - Comptroller, State of Illinois	0 of 1599 precincts counted		0.00%
Leslie Geissler Munger		0	0.00%
	Total	0	
REP - U.S. Representative, 1st District	0 of 158 precincts counted		0.00%
August (O'Neill) Deuser		0	0.00%
Jimmy Lee Tillman, II		0	0.00%
	Total	0	
REP - U.S. Representative, 2nd District	0 of 257 precincts counted		0.00%
John F Morrow		0	0.00%
	Total	0	
REP - U.S. Representative, 3rd District	0 of 252 precincts counted		0.00%
No Candidate		0	0.00%
	Total	0	
REP - U.S. Representative, 4th District	0 of 97 precincts counted		0.00%
No Candidate		0	0.00%
	Total	0	

REP - U.S. Representative, 5th District	0 of 79 precincts counted		0.00%
No Candidate		0	0.00%
	Total	0	
REP - U.S. Representative, 6th District	0 of 67 precincts counted		0.00%
Peter J. Roskam		0	0.00%
Gordon (Jay) Kinzler		0	0.00%
	Total	0	
REP - U.S. Representative, 7th District	0 of 118 precincts counted		0.00%
No Candidate		0	0.00%
	Total	0	
REP - U.S. Representative, 8th District	0 of 191 precincts counted		0.00%
Peter "Pete" DiCianni		0	0.00%
	Total	0	
REP - U.S. Representative, 9th District	0 of 314 precincts counted		0.00%
Joan McCarthy Lasonde		0	0.00%
	Total	0	
REP - U.S. Representative, 10th District	0 of 102 precincts counted		0.00%
Robert Dold		0	0.00%
	Total	0	
REP - U.S. Representative, 11th District	0 of 4 precincts counted		0.00%
Tonia Khouri		0	0.00%
Herman B. White		0	0.00%
Nick Stella		0	0.00%
	Total	0	
REP - Delegate, National Convention 1st REP	0 of 158 precincts counted		0.00%
(Vote For 3)			
Robert Russell Kijak (Christie)		0	0.00%
Jean Wayner (Christie)		0	0.00%
Antonio Alonso (Trump)		0	0.00%
Michael Burke (Trump)		0	0.00%
Christopher Hilliard (Trump)		0	0.00%
Kirstie Ann Brenson (Bush)		0	0.00%
Jeffrey S. Arseneau (Bush)		0	0.00%
Patrick E. Rea (Bush)		0	0.00%
Karen Ann Hayes (Cruz)		0	0.00%
Audrey A. Tancos (Cruz)		0	0.00%
Gina M. Danaher (Cruz)		0	0.00%
Joann Kelly (Fiorina)		0	0.00%
Norman Stanley (Fiorina)		0	0.00%
Mary P. Geringer (Fiorina)		0	0.00%
Shaun Colin Murphy (Kasich)		0	0.00%
Matthew T. Murphy (Kasich)		0	0.00%
Kevin Suggs (Kasich)		0	0.00%
Darnell B. Macklin (Carson)		0	0.00%

Michael J. Uremovich (Carson)	0	0.00%
Symeon Brown (Paul)	0	0.00%
Margo McDermed (Rubio)	0	0.00%
Corey Brooks (Rubio)	0	0.00%
Raymond Tuminello (Rubio)	0	0.00%
Total	0	
REP - Alternate Delegate, Natl Conv 1st REP	0 of 158 precincts counted	0.00%
(Vote For 3)		
Dale Charletta (Trump)	0	0.00%
Gregg Fletcher (Trump)	0	0.00%
Renard Harvey (Trump)	0	0.00%
Alexandra Dumezich (Bush)	0	0.00%
Kathleen R. Rudis (Bush)	0	0.00%
Timothy J. Rudis (Bush)	0	0.00%
Laura Elsner (Cruz)	0	0.00%
Megan T. Jurewicz (Cruz)	0	0.00%
Cynthia L. Gilles (Cruz)	0	0.00%
Kristen McChesney (Christie)	0	0.00%
William S. Senf (Christie)	0	0.00%
Kelly A. Senf (Christie)	0	0.00%
Daniel Marzano (Fiorina)	0	0.00%
Danielle Marzano (Fiorina)	0	0.00%
James "Jim" Talbot (Fiorina)	0	0.00%
Dean A. Casper Jr. (Kasich)	0	0.00%
Jeannie Young Evans (Kasich)	0	0.00%
Kevin Truitt (Carson)	0	0.00%
Katherine L. Mays (Carson)	0	0.00%
Diane E. Wilczak (Carson)	0	0.00%
Matthew Foldi (Rubio)	0	0.00%
David Smith (Rubio)	0	0.00%
Kathy Hilton (Rubio)	0	0.00%
Total	0	
REP - Delegate, National Convention 2nd REP	0 of 257 precincts counted	0.00%
(Vote For 3)		
Jamie Boyd (Bush)	0	0.00%
Michael Bossert (Bush)	0	0.00%
Jeff Keast (Bush)	0	0.00%
Pleas Honeywood (Christie)	0	0.00%
Jeffrey Schimke (Christie)	0	0.00%
Karen W. Sommerfield (Christie)	0	0.00%
David E. Smith (Cruz)	0	0.00%
Michael P. Hildebrand (Cruz)	0	0.00%
Lance L. Davis (Cruz)	0	0.00%
Taneequa Tolbert (Trump)	0	0.00%
Rita Gaus (Trump)	0	0.00%
James Devors (Trump)	0	0.00%
Douglas Hoekstra (Fiorina)	0	0.00%
Charon Bryson (Fiorina)	0	0.00%

Quintin Barton (Fiorina)	0	0.00%
Judy A. Diekelman (Kasich)	0	0.00%
Jayne L. Raef (Kasich)	0	0.00%
Joseph W. Burgess (Kasich)	0	0.00%
George L. Pearson (Carson)	0	0.00%
Dezaree Oliver-Pearson (Carson)	0	0.00%
Ceasar I. Leflore (Carson)	0	0.00%
Jay Farquhar (Rubio)	0	0.00%
Judy Ogalla (Rubio)	0	0.00%
Kurt Diekelman (Rubio)	0	0.00%
Anthony Raczek (Paul)	0	0.00%
Pedro Solis (Paul)	0	0.00%

Total 0

REP - Alternate Delegate, Natl Conv 2nd REP 0 of 257 precincts counted 0.00%

(Vote For 3)

Todd E. Arseneau (Bush)	0	0.00%
Darren C. Collier (Bush)	0	0.00%
Timothy Bukowski (Bush)	0	0.00%
Ryan Nolan (Trump)	0	0.00%
Shane Chomko (Trump)	0	0.00%
Keith Cooper (Trump)	0	0.00%
Israel J. Smith (Christie)	0	0.00%
Wanda Cantrell (Christie)	0	0.00%
Tondalaya Marie Nelson (Christie)	0	0.00%
Kathleen E. Valente (Cruz)	0	0.00%
Margaret Annunziata (Cruz)	0	0.00%
Caleb C. Fisher (Cruz)	0	0.00%
Holly Czajkowski (Fiorina)	0	0.00%
Carol Dudlack (Fiorina)	0	0.00%
Cheryl Simanek (Fiorina)	0	0.00%
Wayland C. Johnson (Kasich)	0	0.00%
Stephen E. Liehr (Kasich)	0	0.00%
Barbara J. Peterson (Kasich)	0	0.00%
David P. Dersien (Carson)	0	0.00%
Douglas V. Horne (Carson)	0	0.00%
Philanise N. White (Carson)	0	0.00%
Kristi Delaurentiis (Rubio)	0	0.00%
Antonio Carrico (Rubio)	0	0.00%
Miriam Shabo (Rubio)	0	0.00%

Total 0

REP - Delegate, National Convention 3rd REP 0 of 252 precincts counted 0.00%

(Vote For 3)

Stephen J. Balich (Cruz)	0	0.00%
Jerry Randick (Cruz)	0	0.00%
Nancy Ann Powell-Hayes (Cruz)	0	0.00%
Thomas Beller (Christie)	0	0.00%
Patrick Hackett (Christie)	0	0.00%
Kathryn Meyer (Christie)	0	0.00%

John Lynch (Trump)	0	0.00%
Cynthia Schaffer (Trump)	0	0.00%
Bob Anderson (Trump)	0	0.00%
Colleen Grant Schumann (Bush)	0	0.00%
Scott McPherson (Bush)	0	0.00%
Ian Brenson (Bush)	0	0.00%
Salvador "Tony" Godinez (Fiorina)	0	0.00%
Sharon Kubasak (Fiorina)	0	0.00%
Deborah "Debbie" Burzinski (Fiorina)	0	0.00%
Christine Radogno (Kasich)	0	0.00%
Sean M. Morrison (Kasich)	0	0.00%
Elizabeth Ann Gorman (Kasich)	0	0.00%
John Pappas (Paul)	0	0.00%
Dan Mitchell (Paul)	0	0.00%
Harry W. Oryhon (Carson)	0	0.00%
Mark S. Zajac (Carson)	0	0.00%
Barbara F. Hoffman (Carson)	0	0.00%
Herb Schumann (Rubio)	0	0.00%
Michael Lapidus (Rubio)	0	0.00%
George Yukich (Rubio)	0	0.00%
Total	0	
REP - Alternate Delegate, Natl Conv 3rd REP	0 of 252 precincts counted	0.00%
(Vote For 3)		
G. Joel Baise (Bush)	0	0.00%
George Offord (Bush)	0	0.00%
Ben Noble (Bush)	0	0.00%
Kimberly Blackburn (Christie)	0	0.00%
Louis G. Rexing (Christie)	0	0.00%
Matthew Moustakas (Christie)	0	0.00%
Vince Matonis (Trump)	0	0.00%
Geraldine Brady (Trump)	0	0.00%
Nena Mihailovic (Trump)	0	0.00%
Vivienne Porter (Cruz)	0	0.00%
Madelyn D. Flaherty (Cruz)	0	0.00%
Alaa N. Sweis (Cruz)	0	0.00%
Ronald Armstrong (Fiorina)	0	0.00%
Richard "Dick" Halm (Fiorina)	0	0.00%
Jeffrey "Jeff" Baker (Fiorina)	0	0.00%
James J. Parrilli (Kasich)	0	0.00%
Andrew J. Kirchoff (Kasich)	0	0.00%
William J. Corley (Kasich)	0	0.00%
Steven Daglas (Rubio)	0	0.00%
Katie Justak (Rubio)	0	0.00%
Tyler Mikan (Rubio)	0	0.00%
John D. Brannen (Carson)	0	0.00%
John D'Alessandro (Carson)	0	0.00%
Gael Heppner (Carson)	0	0.00%
Total	0	

REP - Delegate, National Convention 4th REP	0 of 97 precincts counted	0.00%
(Vote For 3)		
Robert V. Boharic (Cruz)	0	0.00%
Ebelio Paul Fuentes (Cruz)	0	0.00%
Allison Ashby (Cruz)	0	0.00%
Amy Hopcian (Christie)	0	0.00%
Matthew Hickey (Christie)	0	0.00%
Randy Kantner (Christie)	0	0.00%
Kevin Jayne (Trump)	0	0.00%
Eric Sawchuk (Trump)	0	0.00%
Rolando Arellano (Trump)	0	0.00%
Maureen Lydon (Bush)	0	0.00%
Walter Zarnecki (Bush)	0	0.00%
Ramiro Gonzalez (Bush)	0	0.00%
Anna Igoe (Fiorina)	0	0.00%
Michael Houlihan (Fiorina)	0	0.00%
James Kales (Fiorina)	0	0.00%
Michael C. Dropka (Kasich)	0	0.00%
Jesus Reyes Jr. (Kasich)	0	0.00%
Thomas A. Volini (Kasich)	0	0.00%
Maria C. Moreno (Rubio)	0	0.00%
Lionel Garcia (Rubio)	0	0.00%
Danielle Vlcek (Rubio)	0	0.00%
Jennifer E. Bardy (Carson)	0	0.00%
Dieter O. Bardy (Carson)	0	0.00%
Citlally Mancilla (Carson)	0	0.00%
Todd Peterson (Paul)	0	0.00%
Carlos Estrada (Paul)	0	0.00%
	Total	0

REP - Alternate Delegate, Natl Conv 4th REP	0 of 97 precincts counted	0.00%
(Vote For 3)		
Guadalupe Jose Flores (Cruz)	0	0.00%
Steven J. Jedd (Cruz)	0	0.00%
Michael S. Toleman (Cruz)	0	0.00%
Justin Krope (Trump)	0	0.00%
Diana Jayne (Trump)	0	0.00%
Richard Sawchuk (Trump)	0	0.00%
Glen Samson (Christie)	0	0.00%
Carol Kissane (Christie)	0	0.00%
Gerard M. Kraus (Christie)	0	0.00%
Jesus E. Solorio (Bush)	0	0.00%
Louis J. Rodriguez (Bush)	0	0.00%
Joseph Urani (Bush)	0	0.00%
Richard Beierwaltes (Fiorina)	0	0.00%
Helen Manson (Fiorina)	0	0.00%
Susan Chmelik (Fiorina)	0	0.00%
Timothy W. Heilenbach (Kasich)	0	0.00%
Vera A. Wilt (Kasich)	0	0.00%
Ann Melichar (Kasich)	0	0.00%

Karen Pulia (Rubio)	0	0.00%
Tom Tomschin (Rubio)	0	0.00%
Daniela Garcia (Rubio)	0	0.00%
Alejandro Diaz Jr. (Carson)	0	0.00%
Welson Cesar (Carson)	0	0.00%

Total 0

REP - Delegate, National Convention 5th REP 0 of 79 precincts counted 0.00%

(Vote For 3)

Lauren Baker (Christie)	0	0.00%
Christopher M. Adams (Christie)	0	0.00%
Robert O'Malley (Christie)	0	0.00%
Chris Cleveland (Cruz)	0	0.00%
Sean O'Leary (Cruz)	0	0.00%
James Strzalka (Cruz)	0	0.00%
John M. Dorgan (Bush)	0	0.00%
Chris Nybo (Bush)	0	0.00%
R. Stratford Shields (Bush)	0	0.00%
Kathleen Goro (Trump)	0	0.00%
Lori Gayne (Trump)	0	0.00%
Mark Fratella (Trump)	0	0.00%
Allen Carter (Fiorina)	0	0.00%
Mary Carter (Fiorina)	0	0.00%
Michael Golde (Fiorina)	0	0.00%
Daniel J. Cronin (Kasich)	0	0.00%
Dale E. Kleber (Kasich)	0	0.00%
Kayleen M. Carlson (Kasich)	0	0.00%
Christopher Grozev (Rubio)	0	0.00%
A. Christine Svenson (Rubio)	0	0.00%
Mark Cavers (Rubio)	0	0.00%
Scott Davis (Paul)	0	0.00%
James Babiarz (Paul)	0	0.00%
Ruben Chaljub (Paul)	0	0.00%
Christian C. Schultz (Carson)	0	0.00%
Walter L. Crowley (Carson)	0	0.00%
Robert J. Mowry (Carson)	0	0.00%

Total 0

REP - Alternate Delegate, Natl Conv 5th REP 0 of 79 precincts counted 0.00%

(Vote For 3)

Phyllis Demarco (Cruz)	0	0.00%
Sara Marie Lamantia (Cruz)	0	0.00%
Brad Messervey (Cruz)	0	0.00%
James Ignatowski (Trump)	0	0.00%
Steve Bayne (Trump)	0	0.00%
Cathryn Biga (Trump)	0	0.00%
Angelo "Skip" Saviano (Bush)	0	0.00%
Amy S. Findlay (Bush)	0	0.00%
Ron Gidwitz (Bush)	0	0.00%
Heather E. Way Kitzes (Christie)	0	0.00%

Ashvin Lad (Christie)	0	0.00%
Alexander Doberstein (Christie)	0	0.00%
Scott Newhall (Fiorina)	0	0.00%
Lucinda "Cindy" Burke (Fiorina)	0	0.00%
Robert Bedell (Fiorina)	0	0.00%
Ryan P. McNicholas (Kasich)	0	0.00%
Paul A. Laliberte (Kasich)	0	0.00%
Richard J. Veenstra (Kasich)	0	0.00%
Jonathon H. Luers (Carson)	0	0.00%
Evan Jane Ellman (Carson)	0	0.00%
Laura M. Urbik Kern (Carson)	0	0.00%
Sophia Babiarz (Paul)	0	0.00%
Earon Shaw Rein (Paul)	0	0.00%
Sean T. Noonan (Rubio)	0	0.00%
Laura Mary Kotelman (Rubio)	0	0.00%
William C. Beck (Rubio)	0	0.00%

Total 0

REP - Delegate, National Convention 6th REP 0 of 67 precincts counted 0.00%
 (Vote For 3)

Karen S. McConnaughay (Bush)	0	0.00%
Kirk W. Dillard (Bush)	0	0.00%
Stephen L. Davis (Bush)	0	0.00%
Michael J. Miller (Cruz)	0	0.00%
Doug Schefflow (Cruz)	0	0.00%
Jeanne Yeagley (Cruz)	0	0.00%
Paul Minch (Trump)	0	0.00%
Barbara Kois (Trump)	0	0.00%
Nabi Fakroddin (Trump)	0	0.00%
Gregory Olson (Christie)	0	0.00%
David Nash (Christie)	0	0.00%
Eileen Dishong (Christie)	0	0.00%
Tom Koppie (Santorum)	0	0.00%
Daniel Brinkman (Fiorina)	0	0.00%
Harry "Randy" Ramey (Fiorina)	0	0.00%
Gary Saake (Fiorina)	0	0.00%
Adam Schuster (Paul)	0	0.00%
Thomas Kurt Jaros (Paul)	0	0.00%
Robert McNeily (Paul)	0	0.00%
Aaron B. Del Mar (Kasich)	0	0.00%
Ronald L. Sandack (Kasich)	0	0.00%
Patrick M. Brady (Kasich)	0	0.00%
Michael G. Connelly (Rubio)	0	0.00%
Bob Grogan (Rubio)	0	0.00%
Dan Duffy (Rubio)	0	0.00%
Donna R. Johnson (Carson)	0	0.00%
Evelyn C. Stamoolis (Carson)	0	0.00%
Robert N. Tiballi (Carson)	0	0.00%

Total 0

REP - Alternate Delegate, Natl Conv 6th REP	0 of 67 precincts counted	0.00%
(Vote For 3)		
Matt Custardo (Christie)	0	0.00%
Gloria Elliott (Christie)	0	0.00%
John R. Elliott (Christie)	0	0.00%
Bruce Donnelly (Cruz)	0	0.00%
Victoria J. Wilson (Cruz)	0	0.00%
Richard Byham (Cruz)	0	0.00%
Gwen Henry (Bush)	0	0.00%
S. Elizabeth "Betsy" Baker (Bush)	0	0.00%
Gary A. Grasso (Bush)	0	0.00%
Mike Paoletta (Trump)	0	0.00%
Ed Baran (Trump)	0	0.00%
Jim Magel (Trump)	0	0.00%
Brandi Ramundo (Fiorina)	0	0.00%
Philip Mathew (Fiorina)	0	0.00%
Timothy Albert (Fiorina)	0	0.00%
Mike Fortner (Rubio)	0	0.00%
Tom Morrison (Rubio)	0	0.00%
Nick Sauer (Rubio)	0	0.00%
Suzanne H. Bassi (Kasich)	0	0.00%
Phillip Rodriguez (Kasich)	0	0.00%
Andy-John G. Kalkounos (Kasich)	0	0.00%
Tim Mander (Carson)	0	0.00%
Susan L. Ejzak (Carson)	0	0.00%
Carrie M. Stilwell (Carson)	0	0.00%
Total	0	

REP - Delegate, National Convention 7th REP	0 of 118 precincts counted	0.00%
(Vote For 3)		
Carol Smith Donovan (Bush)	0	0.00%
Brian Timpone (Bush)	0	0.00%
Kathleen A. Thomas (Bush)	0	0.00%
Lora Drobetsky (Trump)	0	0.00%
Steve Trimble (Trump)	0	0.00%
John Simpson (Trump)	0	0.00%
Laura Lewandowski (Christie)	0	0.00%
Stephanie Guyett (Christie)	0	0.00%
Douglas Guyett (Christie)	0	0.00%
James Francis Zangrilli (Cruz)	0	0.00%
Kerrie Reed (Cruz)	0	0.00%
Joshua Hammer (Cruz)	0	0.00%
Carl Segvich (Santorum)	0	0.00%
Corinne Williams (Fiorina)	0	0.00%
Jeff Halm (Fiorina)	0	0.00%
Kathryn "Kayte" Malik (Fiorina)	0	0.00%
Nancy J. Kimme (Kasich)	0	0.00%
William Dean Smithburg (Kasich)	0	0.00%
Kreg T. Allison (Kasich)	0	0.00%
Amanda B. Dechavez (Carson)	0	0.00%

Thomas Edward McDonough (Carson)	0	0.00%
Bruce John Schulte (Carson)	0	0.00%
Grace Austin (Paul)	0	0.00%
Alberta Grossi-Antweiler (Paul)	0	0.00%
Eloise Gerson (Rubio)	0	0.00%
Michael Rolfes (Rubio)	0	0.00%
Brendan Seyring (Rubio)	0	0.00%
Total	0	

REP - Alternate Delegate, Natl Conv 7th REP 0 of 118 precincts counted 0.00%

(Vote For 3)

Aaron Brager (Trump)	0	0.00%
Janet Tavakoli (Trump)	0	0.00%
Daniel Conidi (Trump)	0	0.00%
Evan Andrew Feigenbaum (Bush)	0	0.00%
Gregory J. Hart (Bush)	0	0.00%
Mark S. Hosty (Bush)	0	0.00%
Suneet Lad (Christie)	0	0.00%
William S. Zeiler (Christie)	0	0.00%
William J. Zeiler (Christie)	0	0.00%
Michael Provenzano (Cruz)	0	0.00%
Matthew Limbert (Cruz)	0	0.00%
Wayne Heusel (Cruz)	0	0.00%
Jeffrey "Jeff" Durkes (Fiorina)	0	0.00%
Jennifer Koerner (Fiorina)	0	0.00%
Joseph "Joe" Dusek (Fiorina)	0	0.00%
Darlene Brown (Carson)	0	0.00%
Adrian J. Wright (Carson)	0	0.00%
Yvonne Franklin (Carson)	0	0.00%
Erin Broderick (Rubio)	0	0.00%
Thomas C. Cronin (Rubio)	0	0.00%
Eric Pulia (Rubio)	0	0.00%
Helene Marie Cissell (Kasich)	0	0.00%
Bruno H. Behrend (Kasich)	0	0.00%
Ellen Wesley (Kasich)	0	0.00%
Total	0	

REP - Delegate, National Convention 8th REP 0 of 191 precincts counted 0.00%

(Vote For 3)

Paul B. Hinds (Bush)	0	0.00%
Rodney S. Craig (Bush)	0	0.00%
Laura Fitzpatrick (Bush)	0	0.00%
Anthony Iosco (Trump)	0	0.00%
George Kas (Trump)	0	0.00%
Julie Donovan (Trump)	0	0.00%
C. Steven Tucker (Cruz)	0	0.00%
Brian Medley (Cruz)	0	0.00%
Jason W. Dusenberry (Cruz)	0	0.00%
Matthew Voss (Christie)	0	0.00%
Robert Tulo (Christie)	0	0.00%

Dennis M. Reboletti (Christie)	0	0.00%
David J. Rickert (Santorum)	0	0.00%
Daniel J. Bronson (Santorum)	0	0.00%
Jillian Bernas (Fiorina)	0	0.00%
Sandy Wegman (Fiorina)	0	0.00%
Mark Hoyert (Fiorina)	0	0.00%
Darlene J. Ruscitti (Rubio)	0	0.00%
Michael Adelizzi (Rubio)	0	0.00%
Lee A. Trejo (Rubio)	0	0.00%
Margaret Miller (Paul)	0	0.00%
Leonard Mason (Paul)	0	0.00%
Alvina Fatima (Paul)	0	0.00%
William F. Christian (Carson)	0	0.00%
Jonathon F. Dagen (Carson)	0	0.00%
Michael J. Lundgren (Carson)	0	0.00%
James F. Moynihan (Kasich)	0	0.00%
Kollin C. Kozlowski (Kasich)	0	0.00%
Sharon L. Langlotz-Johnson (Kasich)	0	0.00%
Total	0	
 REP - Alternate Delegate, Natl Conv 8th REP	 0 of 191 precincts counted	 0.00%
(Vote For 3)		
Shelley Grafmyre (Cruz)	0	0.00%
James Economos (Cruz)	0	0.00%
Mary Bonatz (Cruz)	0	0.00%
Konstantinos Leventis (Christie)	0	0.00%
Wayne Kolweier (Christie)	0	0.00%
Anastasios Triantafillos (Christie)	0	0.00%
Matthew Pike (Bush)	0	0.00%
Lauren Shiliga (Bush)	0	0.00%
Lori Solyom (Bush)	0	0.00%
Brad Schonder (Trump)	0	0.00%
Jacqueline Menconi (Trump)	0	0.00%
Suzanne Amato (Trump)	0	0.00%
Meghan Gray (Fiorina)	0	0.00%
Ronnie Cruz (Fiorina)	0	0.00%
William "Bill" Rogala (Fiorina)	0	0.00%
Laura S. Santowski (Carson)	0	0.00%
Lorretta D. Lucia (Carson)	0	0.00%
Maureen A. Cairns (Carson)	0	0.00%
Thomas Rooney (Rubio)	0	0.00%
Theresa "Terry" Seyring (Rubio)	0	0.00%
Michael Hovde, Jr. (Rubio)	0	0.00%
John W. Valle (Kasich)	0	0.00%
Thomas James Kaider (Kasich)	0	0.00%
Mark Cramer (Kasich)	0	0.00%
Total	0	

REP - Delegate, National Convention 9th REP	0 of 314 precincts counted	0.00%
(Vote For 3)		
Tyrone Fahner (Bush)	0	0.00%
Muneer Ahmad Satter (Bush)	0	0.00%
Katherine Dold White (Bush)	0	0.00%
J. Blair Garber (Cruz)	0	0.00%
Jeffrey Stewart Shapiro (Cruz)	0	0.00%
Jill Dolan (Cruz)	0	0.00%
Nickolas Neubauer (Trump)	0	0.00%
Linda Lucchese (Trump)	0	0.00%
Ryan McElrath (Trump)	0	0.00%
Gary Vandenbroucke (Christie)	0	0.00%
Laura Vandenbroucke (Christie)	0	0.00%
James R. Selegean (Christie)	0	0.00%
Penny Pullen (Santorum)	0	0.00%
Jeannine M. Como (Santorum)	0	0.00%
Mark R. Albers (Santorum)	0	0.00%
Stephen Cowen (Fiorina)	0	0.00%
Jennifer Cowen (Fiorina)	0	0.00%
Judy Ortega (Fiorina)	0	0.00%
John A. Tsarpalas (Carson)	0	0.00%
James D. Skyles (Carson)	0	0.00%
Jetta H. Boschen (Carson)	0	0.00%
Justin Eugene Kuehlthau (Paul)	0	0.00%
Michael Hager (Paul)	0	0.00%
Jim O'Donnell (Paul)	0	0.00%
David C. Harris (Kasich)	0	0.00%
Brian Moran (Kasich)	0	0.00%
Pamela Kinsey Lungmus (Kasich)	0	0.00%
Marc Levine (Rubio)	0	0.00%
Susan Kelly Sweeney (Rubio)	0	0.00%
Kevin O'Connell (Rubio)	0	0.00%
Total	0	
REP - Alternate Delegate, Natl Conv 9th REP	0 of 314 precincts counted	0.00%
(Vote For 3)		
Jasmine Velasco Hauser (Cruz)	0	0.00%
Joel B. Streightiff, Jr. (Cruz)	0	0.00%
Shprintza Spak (Cruz)	0	0.00%
Sandra Hodel-Runtz (Christie)	0	0.00%
Mark Crane (Christie)	0	0.00%
Joseph Tamraz (Christie)	0	0.00%
Nester Komolafe (Trump)	0	0.00%
Gerald DeNotto (Trump)	0	0.00%
Frank Biga III (Trump)	0	0.00%
Daniel B. Peterson (Bush)	0	0.00%
Adam M. Robinson (Bush)	0	0.00%
Mary Childers (Bush)	0	0.00%
Joseph R. Hedrick (Santorum)	0	0.00%
Angela M. Como (Santorum)	0	0.00%

Steven Polit (Santorum)	0	0.00%
Carlos Ortega (Fiorina)	0	0.00%
Suzanne Devane (Fiorina)	0	0.00%
Diane Shapiro (Fiorina)	0	0.00%
Thomas Schild (Carson)	0	0.00%
Vivian L. Davros (Carson)	0	0.00%
Jeffrey J. Ross (Carson)	0	0.00%
John C. Demler (Kasich)	0	0.00%
Carol A. Teschky (Kasich)	0	0.00%
Gregory J. Lungmus (Kasich)	0	0.00%
Alexander Paul Bisenius (Paul)	0	0.00%
Josh Gasbarra (Paul)	0	0.00%
Char Foss-Eggemann (Rubio)	0	0.00%
Douglas Gessner (Rubio)	0	0.00%
Christopher Provenzano (Rubio)	0	0.00%
Total	0	
REP - Delegate, National Convention 10th REP	0 of 102 precincts counted	0.00%
(Vote For 3)		
Gary Stittgen (Cruz)	0	0.00%
Dan Sugrue (Cruz)	0	0.00%
Eugene Cummings (Trump)	0	0.00%
Mari Carlson (Trump)	0	0.00%
Bob Bednar (Trump)	0	0.00%
Aaron L. Lawlor (Bush)	0	0.00%
Alexander D. Stuart (Bush)	0	0.00%
Reeve B. Waud (Bush)	0	0.00%
Joseph Mislinski (Christie)	0	0.00%
James R. Curtis (Christie)	0	0.00%
Jane V. Curtis (Christie)	0	0.00%
Phil Collins (Gilmore)	0	0.00%
David Ross (Fiorina)	0	0.00%
Linda Chi-Ross (Fiorina)	0	0.00%
Dale Miller (Fiorina)	0	0.00%
Edwin O. Sullivan (Kasich)	0	0.00%
Mark W. Peterson (Kasich)	0	0.00%
Peter T. Amerantos (Kasich)	0	0.00%
Daniel J. Donahue (Carson)	0	0.00%
Linda J. Murbach (Carson)	0	0.00%
Lisa M. Roti (Carson)	0	0.00%
Carl Arriaza (Paul)	0	0.00%
Adam Sachs (Paul)	0	0.00%
Jim Moran (Paul)	0	0.00%
Sanford E. Perl (Rubio)	0	0.00%
Mark C. Curran, Jr. (Rubio)	0	0.00%
Sheri Jesiel (Rubio)	0	0.00%
Total	0	

REP - Alternate Delegate, Natl Conv 10th REP	0 of 102 precincts counted	0.00%
(Vote For 3)		
Louis G. Atsaves (Bush)	0	0.00%
Lawrence W. Falbe (Bush)	0	0.00%
Bob Crawford (Bush)	0	0.00%
Bryan Brim (Trump)	0	0.00%
Terry Good (Trump)	0	0.00%
Sean Gay (Trump)	0	0.00%
Flint Grinnell III (Christie)	0	0.00%
Charles E. Cruise Jr. (Christie)	0	0.00%
Catherine McBreen (Christie)	0	0.00%
Hilary F. Till (Cruz)	0	0.00%
Bradley Wulfsohn (Cruz)	0	0.00%
John J. Anderson (Cruz)	0	0.00%
Paul Keeler (Fiorina)	0	0.00%
Linda Dahl (Fiorina)	0	0.00%
Edward Wormser (Fiorina)	0	0.00%
Antonietta Simonian (Rubio)	0	0.00%
Jonathan L. Greenberg (Rubio)	0	0.00%
Joseph V. "Joe" Vito (Rubio)	0	0.00%
Michelle N. Parnell (Carson)	0	0.00%
Jeremiah D. O'Connor (Carson)	0	0.00%
Paul Snyder (Carson)	0	0.00%
Joseph J. Wilson (Kasich)	0	0.00%
Earl Bruce Hansen (Kasich)	0	0.00%
John F. Bickmore, Jr. (Kasich)	0	0.00%
Total	0	

REP - Delegate, National Convention 11th REP	0 of 4 precincts counted	0.00%
(Vote For 3)		
Yvonne L. Bolton (Cruz)	0	0.00%
Steven J. Orlando (Cruz)	0	0.00%
James Norris (Cruz)	0	0.00%
Annette Kallevik (Christie)	0	0.00%
Marlene Diedrick (Christie)	0	0.00%
George Diedrick (Christie)	0	0.00%
Jack McInerney (Trump)	0	0.00%
Anthony Anderson (Trump)	0	0.00%
Laura Kochan (Trump)	0	0.00%
Robert J. Schillerstrom (Bush)	0	0.00%
Jay Bergman (Bush)	0	0.00%
Roger C. Claar (Bush)	0	0.00%
Christian Smith (Huckabee)	0	0.00%
Jeff Clark (Fiorina)	0	0.00%
Paul Santucci (Fiorina)	0	0.00%
William M. Mayer (Kasich)	0	0.00%
John D. Noak (Kasich)	0	0.00%
Matthew Charles Starr (Kasich)	0	0.00%
Thomas Hummel (Paul)	0	0.00%
Jeffrey Moore (Paul)	0	0.00%

Kevin Michael Coyne (Rubio)	0	0.00%
Kathleen A. Abbate (Rubio)	0	0.00%
Eduardo Fernandez (Rubio)	0	0.00%
Mark Johnson (Carson)	0	0.00%
Dragan Jovanovic (Carson)	0	0.00%
Karen J. Pritchard (Carson)	0	0.00%
Total	0	
REP - Alternate Delegate, Natl Conv 11th REP	0 of 4 precincts counted	0.00%
(Vote For 3)		
Gregory W. Baise (Bush)	0	0.00%
John Aguilar (Bush)	0	0.00%
Sheldon L. Watts (Bush)	0	0.00%
Raquel Mitchell (Cruz)	0	0.00%
Edward R. Theobald (Cruz)	0	0.00%
Willard Hemsworth (Cruz)	0	0.00%
Jonathan Piazza (Christie)	0	0.00%
Steven Kallevik (Christie)	0	0.00%
Grace Baldacci (Christie)	0	0.00%
Riley Tagtmeyer (Trump)	0	0.00%
Jackie Kurtz (Trump)	0	0.00%
Joshua McGinnis (Trump)	0	0.00%
Charles Bolwin (Fiorina)	0	0.00%
John Schutzius (Fiorina)	0	0.00%
Nancy Stefanski (Fiorina)	0	0.00%
James A. Brocato (Carson)	0	0.00%
Mary Ann F. Vincent (Carson)	0	0.00%
Lee A. Forseth (Carson)	0	0.00%
Janice Marie Anderson (Rubio)	0	0.00%
Michael J. Loftus (Rubio)	0	0.00%
Rachel Ossyra (Rubio)	0	0.00%
Natale Garofalo (Kasich)	0	0.00%
John Gardner Huff (Kasich)	0	0.00%
David M. Shiffer (Kasich)	0	0.00%
Total	0	
REP - State Senator, 1st District 4yr	0 of 1 precincts counted	0.00%
No Candidate	0	0.00%
Total	0	
REP - State Senator, 2nd District 2yr	0 of 2 precincts counted	0.00%
No Candidate	0	0.00%
Total	0	
REP - State Senator, 4th District 4yr	0 of 117 precincts counted	0.00%
No Candidate	0	0.00%
Total	0	
REP - State Senator, 7th District 4yr	0 of 2 precincts counted	0.00%
No Candidate	0	0.00%
Total	0	

REP - State Senator, 8th District 2yr	0 of 71 precincts counted		0.00%
No Candidate		0	0.00%
	Total	0	
REP - State Senator, 10th District 4yr	0 of 51 precincts counted		0.00%
No Candidate		0	0.00%
	Total	0	
REP - State Senator, 11th District 2yr	0 of 28 precincts counted		0.00%
No Candidate		0	0.00%
	Total	0	
REP - State Senator, 14th District 2yr	0 of 89 precincts counted		0.00%
No Candidate		0	0.00%
	Total	0	
REP - State Senator, 16th District 4yr	0 of 56 precincts counted		0.00%
No Candidate		0	0.00%
	Total	0	
REP - State Senator, 17th District 2yr	0 of 53 precincts counted		0.00%
No Candidate		0	0.00%
	Total	0	
REP - State Senator, 19th District 4yr	0 of 92 precincts counted		0.00%
No Candidate		0	0.00%
	Total	0	
REP - State Senator, 22nd District 4yr	0 of 65 precincts counted		0.00%
No Candidate		0	0.00%
	Total	0	
REP - State Senator, 23rd District 2yr	0 of 5 precincts counted		0.00%
Seth Lewis		0	0.00%
	Total	0	
REP - State Senator, 25th District 4yr	0 of 3 precincts counted		0.00%
Jim Oberweis		0	0.00%
	Total	0	
REP - State Senator, 26th District 2yr	0 of 12 precincts counted		0.00%
Dan McConchie		0	0.00%
Casey Urlacher		0	0.00%
Martin McLaughlin		0	0.00%
	Total	0	
REP - State Senator, 28th District 4yr	0 of 123 precincts counted		0.00%
Mel Thillens		0	0.00%
	Total	0	

REP - State Senator, 29th District 2yr	0 of 67 precincts counted		0.00%
Benjamin Salzberg		0	0.00%
	Total	0	
REP - State Senator, 40th District 4yr	0 of 46 precincts counted		0.00%
No Candidate		0	0.00%
	Total	0	
REP - State Senator, 41st District 2yr	0 of 35 precincts counted		0.00%
Christine Radogno		0	0.00%
	Total	0	
REP - State Representative, 1st District	0 of 1 precincts counted		0.00%
No Candidate		0	0.00%
	Total	0	
REP - State Representative, 3rd District	0 of 2 precincts counted		0.00%
No Candidate		0	0.00%
	Total	0	
REP - State Representative, 7th District	0 of 85 precincts counted		0.00%
No Candidate		0	0.00%
	Total	0	
REP - State Representative, 8th District	0 of 35 precincts counted		0.00%
No Candidate		0	0.00%
	Total	0	
REP - State Representative, 14th District	0 of 2 precincts counted		0.00%
No Candidate		0	0.00%
	Total	0	
REP - State Representative, 15th District	0 of 42 precincts counted		0.00%
Jonathan Edelman		0	0.00%
	Total	0	
REP - State Representative, 16th District	0 of 32 precincts counted		0.00%
No Candidate		0	0.00%
	Total	0	
REP - State Representative, 17th District	0 of 78 precincts counted		0.00%
No Candidate		0	0.00%
	Total	0	
REP - State Representative, 18th District	0 of 80 precincts counted		0.00%
Jessica Tucker		0	0.00%
	Total	0	
REP - State Representative, 19th District	0 of 8 precincts counted		0.00%
No Candidate		0	0.00%
	Total	0	

REP - State Representative, 20th District	0 of 43 precincts counted		0.00%
Michael P. McAuliffe		0	0.00%
	Total	0	
REP - State Representative, 21st District	0 of 26 precincts counted		0.00%
No Candidate		0	0.00%
	Total	0	
REP - State Representative, 22nd District	0 of 2 precincts counted		0.00%
No Candidate		0	0.00%
	Total	0	
REP - State Representative, 23rd District	0 of 58 precincts counted		0.00%
No Candidate		0	0.00%
	Total	0	
REP - State Representative, 24th District	0 of 44 precincts counted		0.00%
Andy Kirchoff		0	0.00%
	Total	0	
REP - State Representative, 27th District	0 of 37 precincts counted		0.00%
No Candidate		0	0.00%
	Total	0	
REP - State Representative, 28th District	0 of 56 precincts counted		0.00%
No Candidate		0	0.00%
	Total	0	
REP - State Representative, 29th District	0 of 60 precincts counted		0.00%
No Candidate		0	0.00%
	Total	0	
REP - State Representative, 30th District	0 of 79 precincts counted		0.00%
No Candidate		0	0.00%
	Total	0	
REP - State Representative, 31st District	0 of 39 precincts counted		0.00%
No Candidate		0	0.00%
	Total	0	
REP - State Representative, 32nd District	0 of 20 precincts counted		0.00%
No Candidate		0	0.00%
	Total	0	
REP - State Representative, 33rd District	0 of 35 precincts counted		0.00%
No Candidate		0	0.00%
	Total	0	
REP - State Representative, 34th District	0 of 23 precincts counted		0.00%
No Candidate		0	0.00%

	Total	0	
REP - State Representative, 35th District	0 of 50 precincts counted		0.00%
Victor Horne		0	0.00%
	Total	0	
REP - State Representative, 36th District	0 of 72 precincts counted		0.00%
No Candidate		0	0.00%
	Total	0	
REP - State Representative, 37th District	0 of 20 precincts counted		0.00%
Margo McDermed		0	0.00%
	Total	0	
REP - State Representative, 38th District	0 of 72 precincts counted		0.00%
No Candidate		0	0.00%
	Total	0	
REP - State Representative, 43rd District	0 of 12 precincts counted		0.00%
No Candidate		0	0.00%
	Total	0	
REP - State Representative, 44th District	0 of 55 precincts counted		0.00%
No Candidate		0	0.00%
	Total	0	
REP - State Representative, 45th District	0 of 5 precincts counted		0.00%
Christine Jennifer Winger		0	0.00%
	Total	0	
REP - State Representative, 47th District	0 of 6 precincts counted		0.00%
Patricia R. "Patti" Bellock		0	0.00%
	Total	0	
REP - State Representative, 49th District	0 of 3 precincts counted		0.00%
Mike Fortner		0	0.00%
	Total	0	
REP - State Representative, 51st District	0 of 1 precincts counted		0.00%
Nick Sauer		0	0.00%
	Total	0	
REP - State Representative, 52nd District	0 of 12 precincts counted		0.00%
David McSweeney		0	0.00%
	Total	0	
REP - State Representative, 53rd District	0 of 76 precincts counted		0.00%
David Harris		0	0.00%
	Total	0	

REP - State Representative, 54th District	0 of 76 precincts counted		0.00%
Tom Morrison		0	0.00%
	Total	0	
REP - State Representative, 55th District	0 of 67 precincts counted		0.00%
Dan Gott		0	0.00%
	Total	0	
REP - State Representative, 56th District	0 of 56 precincts counted		0.00%
Jillian Rose Bernas		0	0.00%
	Total	0	
REP - State Representative, 57th District	0 of 61 precincts counted		0.00%
No Candidate		0	0.00%
	Total	0	
REP - State Representative, 58th District	0 of 6 precincts counted		0.00%
No Candidate		0	0.00%
	Total	0	
REP - State Representative, 59th District	0 of 7 precincts counted		0.00%
Dawn Abernathy		0	0.00%
	Total	0	
REP - State Representative, 77th District	0 of 33 precincts counted		0.00%
Anthony Airdo		0	0.00%
	Total	0	
REP - State Representative, 78th District	0 of 51 precincts counted		0.00%
No Candidate		0	0.00%
	Total	0	
REP - State Representative, 80th District	0 of 46 precincts counted		0.00%
No Candidate		0	0.00%
	Total	0	
REP - State Representative, 82nd District	0 of 35 precincts counted		0.00%
Jim Durkin		0	0.00%
	Total	0	
REP - Commissioner, Water Reclamation Dist	0 of 1530 precincts counted		0.00%
(Vote For 3)			
No Candidate		0	0.00%
No Candidate		0	0.00%
No Candidate		0	0.00%
	Total	0	
REP - Commissioner, Water Reclamation Dist 2yr	0 of 1530 precincts counted		0.00%
Herb Schumann		0	0.00%
	Total	0	

REP - State's Attorney, Cook County	0 of 1599 precincts counted	0.00%
Christopher E.K. Pfannkuche	0	0.00%
Total	0	
REP - Clerk of the Circuit Court, Cook County	0 of 1599 precincts counted	0.00%
Diane S. Shapiro	0	0.00%
Total	0	
REP - Recorder of Deeds, Cook County	0 of 1599 precincts counted	0.00%
No Candidate	0	0.00%
Total	0	
REP - Board of Review, 1st District	0 of 1084 precincts counted	0.00%
Dan Patlak	0	0.00%
Total	0	
REP - Board of Review, 2nd District	0 of 153 precincts counted	0.00%
No Candidate	0	0.00%
Total	0	
REP - Appellate Court Judge (Vacancy of Epstein)	0 of 1599 precincts counted	0.00%
No Candidate	0	0.00%
Total	0	
REP - Appellate Court Judge (Vacancy of Quinn)	0 of 1599 precincts counted	0.00%
No Candidate	0	0.00%
Total	0	
REP - Circuit Court Judge (Vacancy of Biebel, Jr.)	0 of 1599 precincts counted	0.00%
No Candidate	0	0.00%
Total	0	
REP - Circuit Court Judge (Vacancy of Elrod)	0 of 1599 precincts counted	0.00%
No Candidate	0	0.00%
Total	0	
REP - Circuit Court Judge (Vacancy of Hogan)	0 of 1599 precincts counted	0.00%
No Candidate	0	0.00%
Total	0	
REP - Circuit Court Judge (Vacancy of Howlett, Jr.)	0 of 1599 precincts counted	0.00%
No Candidate	0	0.00%
Total	0	
REP - Circuit Court Judge (Vacancy of Johnson)	0 of 1599 precincts counted	0.00%
No Candidate	0	0.00%
Total	0	
REP - Circuit Court Judge (Vacancy of Karnezis)	0 of 1599 precincts counted	0.00%
No Candidate	0	0.00%
Total	0	

REP - Circuit Court Judge (Vacancy of Love)	0 of 1599 precincts counted		0.00%
No Candidate		0	0.00%
	Total	0	
REP - Circuit Court Judge (Vacancy of O'Brien)	0 of 1599 precincts counted		0.00%
No Candidate		0	0.00%
	Total	0	
REP - Circuit Court Judge (Vacancy of Palmer)	0 of 1599 precincts counted		0.00%
No Candidate		0	0.00%
	Total	0	
REP - Circuit Court Judge (Vacancy of Ruscitti Grussel)	0 of 1599 precincts counted		0.00%
No Candidate		0	0.00%
	Total	0	
REP - Circuit Court Judge (Vacancy of Walsh)	0 of 1599 precincts counted		0.00%
No Candidate		0	0.00%
	Total	0	
REP - Judge, 1st Subcircuit (Vac of Brim)	0 of 45 precincts counted		0.00%
No Candidate		0	0.00%
	Total	0	
REP - Judge, 1st Subcircuit (Vac of Hopkins)	0 of 45 precincts counted		0.00%
No Candidate		0	0.00%
	Total	0	
REP - Judge, 2nd Subcircuit (Vac of Savage)	0 of 131 precincts counted		0.00%
No Candidate		0	0.00%
	Total	0	
REP - Judge, 4th Subcircuit (Vac of Kunkle)	0 of 241 precincts counted		0.00%
No Candidate		0	0.00%
	Total	0	
REP - Judge, 7th Subcircuit (Vac of Burrell)	0 of 54 precincts counted		0.00%
No Candidate		0	0.00%
	Total	0	
REP - Judge, 7th Subcircuit (Vac of Rivkin-Carothers)	0 of 54 precincts counted		0.00%
No Candidate		0	0.00%
	Total	0	
REP - Judge, 9th Subcircuit (Vac of Berman)	0 of 149 precincts counted		0.00%
No Candidate		0	0.00%
	Total	0	
REP - Judge, 10th Subcircuit (Vac of Howard)	0 of 61 precincts counted		0.00%
No Candidate		0	0.00%

	Total	0	
REP - Judge, 11th Subcircuit (Vac of Kelly)	0 of 118 precincts counted		0.00%
No Candidate		0	0.00%
	Total	0	
REP - Judge, 11th Subcircuit (Vac of Zwick)	0 of 118 precincts counted		0.00%
No Candidate		0	0.00%
	Total	0	
REP - Judge, 12th Subcircuit (Vac of Kazmierski, Jr.)	0 of 241 precincts counted		0.00%
Thomas William Flannigan		0	0.00%
	Total	0	
REP - Judge, 12th Subcircuit (Vac of Mathein)	0 of 241 precincts counted		0.00%
James Leonard Allegretti		0	0.00%
	Total	0	
REP - Judge, 12th Subcircuit (Vac of Tristano)	0 of 241 precincts counted		0.00%
David Studenroth		0	0.00%
	Total	0	
REP - Judge, 12th Subcircuit (Additional Judgeship A)	0 of 241 precincts counted		0.00%
Alex Kaplan		0	0.00%
Steven A. Kozicki		0	0.00%
	Total	0	
REP - Judge, 13th Subcircuit (Vac of Fecarotta, Jr.)	0 of 225 precincts counted		0.00%
Kevin Michael O'Donnell		0	0.00%
Gary W. Seyring		0	0.00%
	Total	0	
REP - Judge, 14th Subcircuit (Vac of Ruble Murphy)	0 of 37 precincts counted		0.00%
No Candidate		0	0.00%
	Total	0	
GRN - U.S. Representative, 5th District	0 of 79 precincts counted		0.00%
Rob Sherman		0	0.00%
Warren "Grizz" Grimsley		0	0.00%
	Total	0	
Trustee, Village Winnetka	0 of 10 precincts counted		0.00%
(Vote For 3)			
Marilyn D. Prodromos		0	0.00%
Carol Fessler		0	0.00%
Kristin Ziv		0	0.00%
Louise A. Holland		0	0.00%
Penfield S. Lanphier		0	0.00%
Christopher Rintz		0	0.00%
	Total	0	

Village of Alsip, Term Limits	0 of 15 precincts counted		0.00%
YES		0	0.00%
NO		0	0.00%
	Total	0	
Village of Brookfield, Issue Bonds	0 of 12 precincts counted		0.00%
YES		0	0.00%
NO		0	0.00%
	Total	0	
Village of Franklin Park, Home Rule	0 of 11 precincts counted		0.00%
YES		0	0.00%
NO		0	0.00%
	Total	0	
Village of Franklin Park, Construct Underpass	0 of 11 precincts counted		0.00%
YES		0	0.00%
NO		0	0.00%
	Total	0	
Village of Franklin Park, Village Personnel	0 of 11 precincts counted		0.00%
YES		0	0.00%
NO		0	0.00%
	Total	0	
Village of Hazel Crest, Retain Form of Government	0 of 13 precincts counted		0.00%
YES		0	0.00%
NO		0	0.00%
	Total	0	
Village of Hazel Crest, Adopt Form of Government	0 of 13 precincts counted		0.00%
YES		0	0.00%
NO		0	0.00%
	Total	0	
Village of La Grange Park, Issue Bonds \$10,000,000	0 of 10 precincts counted		0.00%
YES		0	0.00%
NO		0	0.00%
	Total	0	
Village of La Grange Park, Issue Bonds \$1,200,000	0 of 10 precincts counted		0.00%
YES		0	0.00%
NO		0	0.00%
	Total	0	
Village of Niles, Program Funding	0 of 22 precincts counted		0.00%
YES		0	0.00%
NO		0	0.00%
	Total	0	

Village of Niles, Trustee Vacancies	0 of 22 precincts counted		0.00%
YES		0	0.00%
NO		0	0.00%
	Total	0	
Village of Niles, Property Enhancement	0 of 22 precincts counted		0.00%
YES		0	0.00%
NO		0	0.00%
	Total	0	
Village of Northfield, Issue Bonds	0 of 5 precincts counted		0.00%
YES		0	0.00%
NO		0	0.00%
	Total	0	
Village of Richton Park, Sales Tax	0 of 10 precincts counted		0.00%
YES		0	0.00%
NO		0	0.00%
	Total	0	
Village of Riverdale, Curfew Hours	0 of 9 precincts counted		0.00%
YES		0	0.00%
NO		0	0.00%
	Total	0	
Village of Riverdale, Alcohol Sales	0 of 9 precincts counted		0.00%
YES		0	0.00%
NO		0	0.00%
	Total	0	
Village of Riverdale, Consolidate School Districts	0 of 9 precincts counted		0.00%
YES		0	0.00%
NO		0	0.00%
	Total	0	
Village of Summit, Home Rule	0 of 3 precincts counted		0.00%
YES		0	0.00%
NO		0	0.00%
	Total	0	
Village of Westchester, Home Rule	0 of 13 precincts counted		0.00%
YES		0	0.00%
NO		0	0.00%
	Total	0	
Village of Willow Springs, Video Gaming	0 of 7 precincts counted		0.00%
YES		0	0.00%
NO		0	0.00%
	Total	0	

Village of Willow Springs, Join Tri-State FPD	0 of 7 precincts counted		0.00%
YES		0	0.00%
NO		0	0.00%
	Total	0	
Frankfort Square Park District, Issue Bonds	0 of 2 precincts counted		0.00%
YES		0	0.00%
NO		0	0.00%
	Total	0	
Stickney-Forest View Library District, Issue Bonds	0 of 6 precincts counted		0.00%
YES		0	0.00%
NO		0	0.00%
	Total	0	
North Riverside Library Dist., Limitation Increase	0 of 5 precincts counted		0.00%
YES		0	0.00%
NO		0	0.00%
	Total	0	
School District 111, Issue Bonds	0 of 14 precincts counted		0.00%
YES		0	0.00%
NO		0	0.00%
	Total	0	
School District 153, Issue Bonds	0 of 18 precincts counted		0.00%
YES		0	0.00%
NO		0	0.00%
	Total	0	
School District 181, Issue Bonds	0 of 4 precincts counted		0.00%
YES		0	0.00%
NO		0	0.00%
	Total	0	
High School District 220, Increase Limiting Rate	0 of 15 precincts counted		0.00%
YES		0	0.00%
NO		0	0.00%
	Total	0	
Northwest Homer Fire Prot. Dist., Limiting Rate	0 of 2 precincts counted		0.00%
YES		0	0.00%
NO		0	0.00%
	Total	0	