



# COOK COUNTY CLERK DAVID ORR

69 W. Washington, Suite 500, Chicago, Illinois 60602



TEL (312) 603-0996 FAX (312) 603-9788 WEB [cookcountyclerk.com](http://cookcountyclerk.com)

Courtney Greve  
312.603.0931 312.502.3267

[courtney.greve@cookcountyil.gov](mailto:courtney.greve@cookcountyil.gov)

James Scalzitti  
312.603.0991 312.835.0817

[James.scalzitti@cookcountyil.gov](mailto:James.scalzitti@cookcountyil.gov)

For Immediate Release: Nov. 3, 2014

## **Election Day Registration Available Tuesday** **Pre-Election Day voting up 53% over 2010**

Cook County Clerk David Orr reminds voters that Election Day registration is available Tuesday for the first time in Illinois, but voters who wish to register or update their registration must visit one of the 18 designated sites for suburban Cook County.

“Election Day registration is a great opportunity for voters who are not already registered at their current address,” Orr said. “Nearly three times as many people took advantage of grace period registration this year compared to 2010, and I hope voters will also register during this Election Day pilot.”

Overall, pre-election day voting increased 53 percent from four years ago. “More than 169,000 suburban Cook County voters have already voted,” Orr said. “That’s 12 percent of the registered voters in suburban Cook County and 23.5 percent of the voters who turned out for the 2010 gubernatorial election.”

Early voting, grace period voting, and mail voting set new records in suburban Cook County for a gubernatorial election. Mail ballot applications increased by nearly 30,000 from 2010, and as of Nov. 1, about 37,000 mail ballots had been returned by voters, also a new record. Early voting turnout was up 52.6 percent over the 2010 Gubernatorial Election.

### **Suburban Cook County Pre-Election Day Voting in Midterm Elections**

	<b>2006 Total</b>	<b>2010 Total</b>	<b>2014 Total (unofficial)</b>	<b>% Change 2010-2014</b>
Registered Voters	1,370,230	1,370,186	1,398,724	2.1%
Early Voting	32,903	83,871	128,011	52.6%
Grace Period Voting	377	1,582	4,388*	177%
Mail Voting Returned/Applications	10,674	25,004/33,000	36,744/62,000**	46.9%
Pre-Election Ballots	43,954	110,457	169,143	53.1%
Total Ballots Cast	680,696	719,090	Tbd	tbd
% Pre-Election Ballots	6.45%	15.36%	tbd	tbd
Overall Turnout	49.7%	52.5%	tbd	tbd

*\*As of 11/2/14 at 5 p.m. Grace period continues on 11/3.*

*\*\*As of 11/1/14. Mail ballots postmarked by 11/3 can be received until 11/18.*

This election, early voting hours were extended to the Sunday before the election and lengthened to 7 p.m. during the second week (Oct. 27-31). Grace period registration was also offered for the first time at all 43 suburban Cook County early voting sites.

The busiest Early Voting sites in suburban Cook County were Orland Township (8,222), followed by Arlington Heights (7,740) and Northbrook (6,289). The average daily turnout over the 14-day early voting period was 9,139.

More suburban Cook County residents voted by mail in this election than ever before. Through Saturday, 36,744 of the 62,000 voters who had applied for a mail-in ballot returned their ballot to the clerk's office. Mail ballots will be counted as long as they are postmarked by today and received by Nov. 18. Voters who do not get their ballot postmarked by today may vote in their precinct on Election Day. Voters who have not received their mail ballot by Monday are encouraged to vote at their precinct instead.

The 4,388 grace period voters were evenly divided between men and women, and spread out among all age groups. For example, 15 percent of grace period voters were 18-24, and 19 percent were between 55 and 64 years old.

"This just shows the importance of last-minute registration opportunities for voters of all ages," Orr said.

For Election Day registration, participants must be U.S. citizens, 18 years old by Nov. 4, and residents of their precinct for at least 30 days. Applicants must have two forms of ID, one of which must include their current address. No photo ID is required. Election day registration and voting is not offered at every polling place; voters who wish to take advantage of this option must go [to one of the 18 sites where it is offered](#).

Suburban Cook County turnout in gubernatorial elections averages about 50 percent. Turnout was 52.5 percent in 2010, 49.7 percent in 2006, 51.1 percent in 2002, and 53.9 percent in 1998.

There will be about 9,500 election judges and equipment managers working suburban Cook County's 1,063 polling places, which cover the county's 1,637 precincts.

The Clerk's office will deploy its staff, investigators and state's attorneys to investigate any irregular or suspect activity on Election Day. Voters who witness anything irregular are encouraged to call the legal hotline at 312.603.0236.

Orr encourages suburban Cook County voters to verify their polling place before heading to vote on Tuesday.

Suburban Cook County voters were mailed a red-white-and-blue notice that included their polling place information. Voters can also use the online Voter Information tool at [cookcountyclerk.com/elections/voterprofile](http://cookcountyclerk.com/elections/voterprofile). Enter your name and address to find your polling place and a Google map with directions. Or if you have a smartphone, go to **m.cookcountyclerk.com** for a mobile-friendly version of the Voter Information tool.

Orr offers these Election Day tips and reminders:

- Polling places will be open from 6 a.m. to 7 p.m.
- Polling places are least crowded from 10 a.m. to 2 p.m.
- Anyone in line when polls close at 7 p.m. will be allowed to vote.
- Voters will have a choice of voting on a touch screen or with a paper ballot.
- Verify your polling place with the Voter Information tool at [cookcountyclerk.com/elections](http://cookcountyclerk.com/elections) or from your smart phone at [m.cookcountyclerk.com](http://m.cookcountyclerk.com).

- The Clerk's office has voter hotlines in five languages (English: 312.603.0906; Spanish: 312.603.6767; Chinese: 312:603.6769; Hindi: 312.603.6743; and Polish: 312.603.6770), as well as a TDD line for the hearing impaired (312.603.0902), a help line for voters with disabilities (312.603.0929) and a legal line to report fraud an irregularities (312.603.0236).

Election results will be tabulated after polls close at 7 p.m. and posted at [cookcountyclerk.com](http://cookcountyclerk.com). Unofficial election night results will merge Election Day precinct votes with all types of pre-election day voting.

###



**OFFICE OF THE COOK COUNTY CLERK**

69 W. Washington, Suite 500, Chicago, Illinois 60602



TEL 312.603.0906 FAX 312.603.9786 WEB [cookcountyclerk.com](http://cookcountyclerk.com)

**Suburban Cook County**

**November 4, 2014 Election Quick Facts**

- Registered Voters: 1,398,724
- Precincts: 1,673
- Polling Places: 1,063
- Election Judges/Equipment Managers: 9,500
- Races: 123
- Candidates on Ballot: 187
- Unopposed Candidates: 68 (55%)
- Judicial Retention Candidates: 73
- Referenda: 48 (Includes Constitutional, state, and countywide)
- Write-in Candidates: 12 (Includes 1 Gov./Lt. Gov. ticket)
- Ballot Styles: 516 (and 1 Constitutional/Judicial Retention ballot)
- Townships voting in suburban Cook County: 30

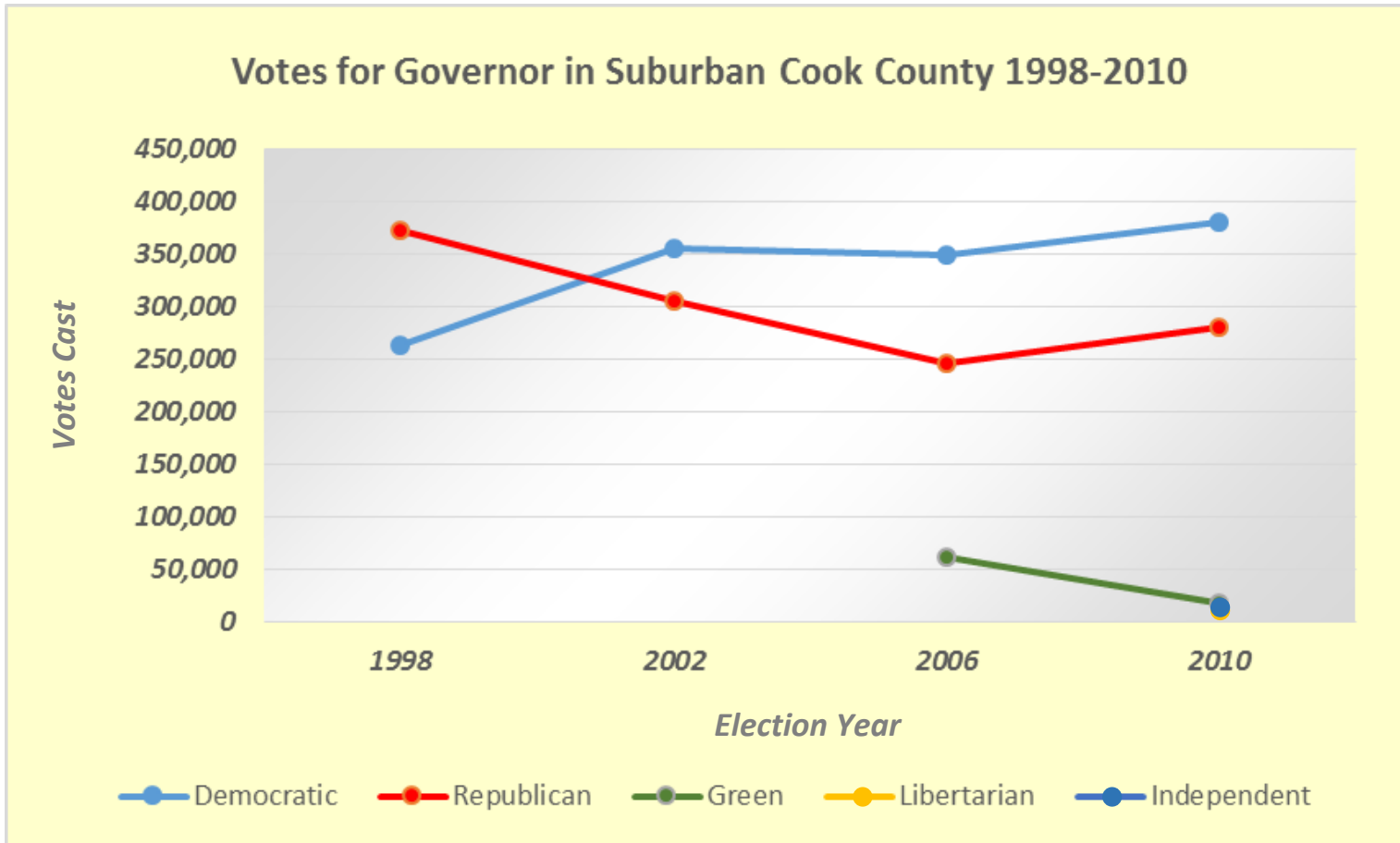
**SUBURBAN COOK COUNTY GUBERNATORIAL ELECTION TURNOUT**

<b>Election</b>	<b>November 2006</b>	<b>November 2010</b>	<b>November 2014</b>
<b>Registered Voters</b>	1,370,230	1,370,186	1,398,724
<b>Turnout</b>	680,696	719,090	N/A
<b>% Turnout</b>	49.7%	52.5%	N/A

## Suburban Cook County Voter Registration in Gubernatorial Elections

Township	# of Registered Voters			% Change 2010-2014
	Nov. 2006	Nov. 2010	Nov. 2014	
Barrington	9,431	9,815	10,469	6.66%
Berwyn	23,859	24,405	24,662	1.05%
Bloom	53,370	51,573	51,773	0.39%
Bremen	64,753	64,455	65,121	1.03%
Calumet	10,279	10,480	10,738	2.46%
Cicero	25,346	26,472	28,236	6.66%
Elk Grove	43,517	43,538	44,871	3.06%
Evanston	45,891	43,219	42,573	-1.49%
Hanover	38,858	41,960	44,819	6.81%
Lemont	12,310	13,147	13,941	6.04%
Leyden	42,612	42,453	43,786	3.14%
Lyons	60,203	59,558	61,556	3.35%
Maine	72,767	73,448	75,165	2.34%
New Trier	38,168	38,345	39,050	1.84%
Niles	60,467	61,398	62,934	2.50%
Northfield	55,747	55,594	56,880	2.31%
Norwood Park	15,009	14,851	15,087	1.59%
Oak Park	33,773	33,389	34,004	1.84%
Orland	63,588	64,504	65,370	1.34%
Palatine	58,887	59,345	61,005	2.80%
Palos	32,156	32,171	32,718	1.70%
Proviso	86,975	83,903	85,127	1.46%
Rich	46,442	48,107	49,423	2.74%
River Forest	7,291	7,206	7,436	3.19%
Riverside	10,097	10,133	10,253	1.18%
Schaumburg	67,213	67,055	69,665	3.89%
Stickney	18,519	18,701	19,394	3.71%
Thornton	102,661	101,156	100,131	-1.01%
Wheeling	84,021	83,962	86,190	2.65%
Worth	86,020	85,843	86,347	0.59%
<b>Suburban Total</b>	<b>1,370,230</b>	<b>1,370,186</b>	<b>1,398,724</b>	<b>2.08%</b>

# Gubernatorial General Elections – Suburban Cook County



	1998		2002		2006			2010				
<b>Registration</b>	1,262,137		1,365,947		1,370,230			1,370,186				
<b>Turnout</b>	53.90%		51.10%		49.70%			52.48%				
<b>Candidate</b>	Poshard	Ryan	Blagojevich	Ryan	Blagojevich	Topinka	Whitney	Quinn	Brady	Whitney	Green	Cohen
<b>Party</b>	Democratic	Republican	Democratic	Republican	Democratic	Republican	Green	Democratic	Republican	Green	Libertarian	Independent
<b>Votes</b>	263,669	373,642	356,524	305,600	349,676	245,796	61,425	380,425	280,175	17,397	5,668	25,624
<b>% of Votes</b>	41.37%	58.63%	53.85%	46.15%	53.23%	37.42%	9.35%	53.63%	39.50%	2.45%	0.80%	3.61%

Note: Highlighted candidate indicates the statewide winner.



**OFFICE OF THE COOK COUNTY CLERK**

69 W. Washington, Suite 500, Chicago, Illinois 60602



TEL 312.603.0906 FAX 312.603.9786 WEB [cookcountyclerk.com](http://cookcountyclerk.com)

## **Election Day Phone Numbers**

These phone numbers apply to suburban Cook County precincts ONLY!

**Media Inquiries**

Courtney Greve 312.603.0931  
312.502.3267

James Scalzitti 312.603.0991  
312.835.0817

**Legal**

To report voter fraud or irregularities 312.603.0236

**Automated Directory**

**Election Information**

\* Polling place location

\* Other voter services

312.603.0906  
[cookcountyclerk.com](http://cookcountyclerk.com)

**Voter Verification**

Status Check

312.603.0239  
[cookcountyclerk.com](http://cookcountyclerk.com)

**Election Information**

Spanish 312.603.6767

Polish 312.603.6770

Chinese 312.603.6769

Hindi 312.603.6743

**Disabled Voters**

Hospitalized Voters, Curbside Voting

312.603.0929

**TDD**

Hearing Impaired

312.603.0902

**Election Results**

[cookcountyclerk.com](http://cookcountyclerk.com)



## OFFICE OF THE COOK COUNTY CLERK

69 W. Washington, Suite 500, Chicago, Illinois 60602



TEL 312.603.0906 FAX 312.603.9786 WEB [cookcountyclerk.com](http://cookcountyclerk.com)

### **Media Guidelines for November 4, 2014 Election**

#### **Attention: Reporters, photographers and TV news crews**

If any member of the media plans to visit a suburban Cook County polling place on Election Day, please follow these guidelines:

- Upon entering the polling place, introduce yourself to the election judges before conducting any interviews or taking any photographs.
- Provide proof of your media status – preferably a press pass with photo. Business cards will also be accepted. (The Clerk's office no longer issues media credentials.)
- All interviews must be conducted outside the polling place, so as not to disturb voting.
- Photos and videos can be taken inside the precinct. However, you may not take shots of a voter making their choices on a paper or touchscreen ballot.
- Please ask first, and respect voters and poll workers who say they do not want to be interviewed or photographed.

The Clerk's office explains these rules to election judges during training. If you encounter resistance, contact Courtney Greve, 312.603.0931, or James Scalzitti, 312.603.0991.





**OFFICE OF THE COOK COUNTY CLERK**

69 W. Washington, Suite 500, Chicago, Illinois 60602



TEL 312.603.0906 FAX 312.603.9786 WEB [cookcountyclerk.com](http://cookcountyclerk.com)

**Write-in candidates: November 4, 2014 Gubernatorial Election**

To be eligible as a write-in candidate in Illinois, a person must file paperwork with the county clerk or election authority in each jurisdiction where his or her name will appear on the ballot.

**United States Senator**

Hilaire F. Shioura

**Governor & Lieutenant Governor**

Robert "Chico" Perez, Jr.

Michael W. Scruggs

Mark Smith

Scott Summers

Ryan Sweeney & Aaron Merreighn

**Secretary of State, State of Illinois**

Sheldon Schafer

**Comptroller, State of Illinois**

Timothy Goodcase

**U. S. Representative, 2nd District**

Marcus Lewis

**U.S. Representative, 9th District**

Phil Collins

**State Representative, 78th District**

Tom Demas

**County Commissioner, 1st District**

Pericles Abbasi

# Cook County Referenda

All Cook County voters will be asked the following questions on their ballot.  
This list is provided for your review. This is not a ballot.

## PROPOSED AMENDMENTS TO THE 1970 ILLINOIS CONSTITUTION

### NOTICE

"Notice the failure to vote this ballot may be the equivalent of a negative vote, because a convention shall be called or the amendment shall become effective if approved by either three-fifths of those voting on the question or a majority of those voting in the election. (This is not to be construed as a direction that your vote is required to be cast either in favor of or in opposition to the proposition herein contained.)

Whether you vote this ballot or not you must return it to the election judge when you leave the voting booth."

### CONSTITUTION BALLOT PROPOSED AMENDMENT TO THE 1970 ILLINOIS CONSTITUTION

#### Explanation of Amendment

The proposed amendment makes changes to Section 8.1 of Article I of the Illinois Constitution, the Crime Victims' Bill of Rights. The proposed amendment would expand certain rights already granted to crime victims in Illinois, and give crime victims the ability to enforce their rights in a court of law. You are asked to decide whether the proposed amendment should become part of the Illinois Constitution.

**For the proposed amendment of Section 8.1 of Article I of the Illinois Constitution.**

YES	<input type="checkbox"/>
NO	<input type="checkbox"/>

### CONSTITUTION BALLOT PROPOSED AMENDMENT TO THE 1970 ILLINOIS CONSTITUTION

#### Explanation of Amendment

The proposed amendment adds a new section to the Suffrage and Elections Article of the Illinois Constitution. The proposed amendment would prohibit any law that disproportionately affects the rights of eligible Illinois citizens to register to vote or cast a ballot based on the voter's race, color, ethnicity, status as a member of a language minority, national origin, religion, sex, sexual orientation, or income. You are asked to decide whether the proposed amendment should become part of the Illinois Constitution.

**For the proposed addition of Section 8 to Article III of the Illinois Constitution.**

YES	<input type="checkbox"/>
NO	<input type="checkbox"/>

## ADVISORY, NON-BINDING QUESTIONS

### TO THE VOTERS OF THE STATE OF ILLINOIS

"Shall the minimum wage in Illinois for adults over the age of 18 be raised to \$10 per hour by January 1, 2015?"

YES	<input type="checkbox"/>
NO	<input type="checkbox"/>

### TO THE VOTERS OF THE STATE OF ILLINOIS

"Shall any health insurance plan in Illinois that provides prescription drug coverage be required to include prescription birth control as part of that coverage?"

YES	<input type="checkbox"/>
NO	<input type="checkbox"/>

### TO THE VOTERS OF THE STATE OF ILLINOIS

"Should the Illinois Constitution be amended to require that each school district receive additional revenue, based on their number of students, from an additional 3% tax on income greater than one million dollars?"

YES	<input type="checkbox"/>
NO	<input type="checkbox"/>

### TO THE VOTERS OF COOK COUNTY

"Shall the General Assembly of the State of Illinois appropriate additional funds to provide necessary mental health services for the people of the State of Illinois?"

YES	<input type="checkbox"/>
NO	<input type="checkbox"/>

### TO THE VOTERS OF COOK COUNTY

"Shall the Illinois General Assembly enact the Illinois Public Safety Act (Senate Bill 3659) which would require universal background checks for firearm transfers and prohibit the sale and transfer of assault weapons, assault weapon attachments and high capacity ammunition magazines?"

YES	<input type="checkbox"/>
NO	<input type="checkbox"/>

*Please return this page to the election judges or pass it to other voters in line. Do not take this home.*

# Cook County Specimen Ballot Condado de Cook Boleta de Muestra

## General Election Elección General

Style: 93-1

Tuesday, November 4, 2014  
Martes, 4 De Noviembre, 2014

Schaumburg Township

Pct(s): 1,4,10,12,15,18-20,27,28,31,34-36,38,42-45,49,51,52,58,60,71,77,78

Instructions / Instrucciones	
	<p>To vote, draw a line to connect the arrow's head to its tail. If you make other marks, your vote may not count.</p>
	<p>To vote for a write-in candidate, write name on line provided and connect corresponding arrow.</p>
	<p>If you make a mistake, ask for a new ballot.</p>
<p>Para votar, trace una línea para conectar la punta de las flechas a su cola. Si hace otras marcas, se podría invalidar su voto.</p>	
<p>Para votar por una persona que no aparece en la boleta, escriba el nombre de la persona usando el espacio designado 'voto por escrito', y conecte la flecha correspondiente.</p>	
<p>Si comete un error, pida una boleta nueva.</p>	

for official use only / para uso oficial solamente	Precinct number	stamp here		
			<b>Treasurer</b> Tesorero	<b>President of County Board</b> Presidente de la Mesa del Condado
			<b>Vote for One / Vote por Uno</b>	<b>Vote for One / Vote por Uno</b>
			29 <b>Michael W. Frerichs</b> Democratic	55 <b>Toni Preckwinkle</b> Democratic
			30 <b>Tom Cross</b> Republican	<b>County Clerk</b> Secretario del Condado
			31 <b>Matthew Skopek</b> Libertarian	<b>Vote for One / Vote por Uno</b>
			<b>write-in</b> voto por escrito	56 <b>David D. Orr</b> Democratic
			<b>U.S. Representative, 8th District</b> Representante Federal, 8.º Dto.	<b>County Sheriff</b> Alguacil del Condado
			<b>Vote for One / Vote por Uno</b>	<b>Vote for One / Vote por Uno</b>
			34 <b>Tammy Duckworth</b> Democratic	57 <b>Thomas J. Dart</b> Democratic
			35 <b>Larry Kaifesh</b> Republican	<b>County Treasurer</b> Tesorero del Condado
			<b>State Representative, 44th District</b> Representante Estatal, 44.º Dto.	<b>Vote for One / Vote por Uno</b>
			<b>Vote for One / Vote por Uno</b>	58 <b>Maria Pappas</b> Democratic
			40 <b>Fred Crespo</b> Democratic	<b>County Assessor</b> Asesor del Condado
			41 <b>Ramiro Juarez</b> Republican	<b>Vote for One / Vote por Uno</b>
			<b>Metropolitan Water Reclamation District Commissioners</b> Comisionados, Dto. Metro de Reclamación de Agua	59 <b>Joseph Berrios</b> Democratic
			<b>Vote for not more than Three</b> Vote por no más de Tres	<b>County Commissioner, 15th District</b> Comisionado del Condado, 15.º Dto.
			45 <b>Cynthia M. Santos</b> Democratic	<b>Vote for One / Vote por Uno</b>
			46 <b>Frank Avila</b> Democratic	60 <b>Michael A Urban</b> Democratic
			47 <b>Timothy "Tim" Bradford</b> Democratic	61 <b>Timothy O. Schneider</b> Republican
			48 <b>James (Jim) Parrilli</b> Republican	<b>Judge of the Appellate Court</b> (Vacancy of Gordon) Juez de la Corte de Apelaciones (Vacante de Gordon)
			49 <b>Herb Schumann</b> Republican	<b>Vote for One / Vote por Uno</b>
			50 <b>R. Cary Capparelli</b> Republican	65 <b>Shelly A. Harris</b> Democratic
			51 <b>Karen Roothaan</b> Green	<b>Judge of the Appellate Court</b> (Vacancy of Murphy) Juez de la Corte de Apelaciones (Vacante de Murphy)
			52 <b>George Milkowski</b> Green	<b>Vote for One / Vote por Uno</b>
			53 <b>Michael Smith</b> Green	66 <b>David Ellis</b> Democratic
				<b>Judge of the Appellate Court</b> (Vacancy of Steele) Juez de la Corte de Apelaciones (Vacante de Steele)
				<b>Vote for One / Vote por Uno</b>
				67 <b>John B. Simon</b> Democratic
				<b>Judge of the Circuit Court</b> (Vacancy of Arnold) Juez de la Corte de Circuito (Vacante de Arnold)
				<b>Vote for One / Vote por Uno</b>
				68 <b>Bridget Anne Mitchell</b> Democratic
				<b>Judge of the Circuit Court</b> (Vacancy of Burke) Juez de la Corte de Circuito (Vacante de Burke)
				<b>Vote for One / Vote por Uno</b>
				69 <b>Maritza Martinez</b> Democratic
				<b>Judge of the Circuit Court</b> (Vacancy of Connors) Juez de la Corte de Circuito (Vacante de Connors)
				<b>Vote for One / Vote por Uno</b>
				70 <b>Kristal Rivers</b> Democratic

Remember: vote both sides

Recuerde: vote ambos lados de la boleta



16-93-1A-2-S

Optech 3PE4c  
Version: 80  
© Copyright 2012 DOMINION VOTING

**Judge of the Circuit Court**  
(Vacancy of Egan)  
Juez de la Corte de Circuito  
(Vacante de Egan)  
**Vote for One / Vote por Uno**

71 **Daniel J. Kubasiak**  
Democratic

**Judge of the Circuit Court**  
(Vacancy of Phelps Felton)  
Juez de la Corte de Circuito  
(Vacante de Phelps Felton)  
**Vote for One / Vote por Uno**

72 **Patricia O'Brien Sheahan**  
Democratic

**Judge of the Circuit Court**  
(Vacancy of Howse, Jr.)  
Juez de la Corte de Circuito  
(Vacante de Howse, Jr.)  
**Vote for One / Vote por Uno**

73 **Caroline Kate Moreland**  
Democratic

**Judge of the Circuit Court**  
(Vacancy of Lowrance)  
Juez de la Corte de Circuito  
(Vacante of Lowrance)  
**Vote for One / Vote por Uno**

74 **Thomas J. Carroll**  
Democratic

**Judge of the Circuit Court**  
(Vacancy of McDonald)  
Juez de la Corte de Circuito  
(Vacante de McDonald)  
**Vote for One / Vote por Uno**

75 **Cynthia Y. Cobbs**  
Democratic

**Judge of the Circuit Court**  
(Vacancy of Neville, Jr.)  
Juez de la Corte de Circuito  
(Vacante de Neville, Jr.)  
**Vote for One / Vote por Uno**

76 **William B. Raines**  
Democratic

**Judge of the Circuit Court**  
(Vacancy of Reyes)  
Juez de la Corte de Circuito  
(Vacante of Reyes)  
**Vote for One / Vote por Uno**

77 **Diana Rosario**  
Democratic

**Judge of the Circuit Court**  
(Vacancy of Hill Veal)  
Juez de la Corte de Circuito  
(Vacante of Hill Veal)  
**Vote for One / Vote por Uno**

78 **Andrea Michele Buford**  
Democratic

**Judge, 13th Subcircuit**  
(Vacancy of losco)  
Juez, 13.º Subcircuito  
(Vacante de losco)  
**Vote for One / Vote por Uno**

80 **John Curry**  
Republican

**Public Questions**  
Cuestiones de Política Pública

**To the Voters of the State of Illinois**  
Para los Votantes del Estado de Illinois

**"Shall the minimum wage in Illinois for adults over the age of 18 be raised to \$10 per hour by January 1, 2015?"**

"¿El salario mínimo en Illinois para los adultos mayores de 18 años debería aumentar a \$10 por hora para el 1 de enero de 2015?"

Yes / Si

No / No

**"Shall any health insurance plan in Illinois that provides prescription drug coverage be required to include prescription birth control as part of that coverage?"**

"¿Debe exigirse a todos los planes de seguro de salud de Illinois que ofrezcan cobertura de medicamentos recetados que incluyan a los métodos anticonceptivos recetados en esa cobertura?"

Yes / Si

No / No

**To the Voters of the State of Illinois**  
Para los Votantes del Estado de Illinois

**"Should the Illinois Constitution be amended to require that each school district receive additional revenue, based on their number of students, from an additional 3% tax on income greater than one million dollars?"**

"¿Se debe enmendar la Constitución de Illinois para exigir que todos los distritos escolares reciban ingresos adicionales, sobre la base de su cantidad de estudiantes, provenientes de un impuesto adicional del 3% sobre los ingresos superiores al millón de dólares?"

Yes / Si

No / No

**To the Voters of Cook County**  
Para los Votantes del Condado de Cook

**"Shall the General Assembly of the State of Illinois appropriate additional funds to provide necessary mental health services for the people of the State of Illinois?"**

"La Asamblea General del Estado de Illinois, ¿debe apropiarse de fondos adicionales para brindar los servicios de salud mental necesarios para el pueblo del Estado de Illinois?"

Yes / Si

No / No

**"Shall the Illinois General Assembly enact the Illinois Public Safety Act (Senate Bill 3659) which would require universal background checks for firearm transfers and prohibit the sale and transfer of assault weapons, assault weapon attachments and high capacity ammunition magazines?"**

"¿La Asamblea General de Illinois debe promulgar la Ley de Seguridad Pública de Illinois (Proyecto de Ley del Senado 3659), que exigiría la verificación de antecedentes de todas las personas para las transferencias de armas de fuego y prohibiría la venta y transferencia de armas de asalto, de accesorios de armas de asalto y de cargadores de municiones de alta capacidad?"

Yes / Si

No / No

Score 2

Score

Score

Score

COOK COUNTY

Run Date: 09/10/2014 19:50:17 a Last Printed: 9/11/14 08:54

**Remember: vote both sides**

Recuerde: vote ambos lados de la boleta



Trim

Trim

# Cook County Official Constitutional Amendment And Judicial Retention Specimen Ballot General Election

Style: 701

For Use In All Precincts

Muestra Voto Oficial para la Retención Judicial  
y la Reforma Constitucional del Condado de Cook  
Elección General  
**Tuesday, November 4, 2014**  
**Martes, 4 de Noviembre, 2014**

Instructions Instrucciones	
	To vote, draw a line to connect the arrow's head to its tail. If you make other marks, your vote may not count.  If you make a mistake, ask for a new ballot.
	Para votar, trace una línea para conectar la punta de las flechas a su cola. Si hace otras marcas, se podría invalidar su voto.  Si comete un error, pida una boleta nueva.

for official use only  
para uso oficial solamente

Precinct number stamp here

Judge's initials

**Begin voting here**  
Comience a votar aquí

**PROPOSED AMENDMENT TO THE 1970 ILLINOIS CONSTITUTION**  
ENMIENDA PROPUESTA A LA CONSTITUCIÓN DE ILLINOIS DE 1970

**"NOTICE**

**THE FAILURE TO VOTE THIS BALLOT MAY BE THE EQUIVALENT OF A NEGATIVE VOTE, BECAUSE A CONVENTION SHALL BE CALLED OR THE AMENDMENT SHALL BECOME EFFECTIVE IF APPROVED BY EITHER THREE-FIFTHS OF THOSE VOTING ON THE QUESTION OR A MAJORITY OF THOSE VOTING IN THE ELECTION. (THIS IS NOT TO BE CONSTRUED AS A DIRECTION THAT YOUR VOTE IS REQUIRED TO BE CAST EITHER IN FAVOR OF OR IN OPPOSITION TO THE PROPOSITION HEREIN CONTAINED.)**

**WHETHER YOU VOTE THIS BALLOT OR NOT YOU MUST RETURN IT TO THE ELECTION JUDGE WHEN YOU LEAVE THE VOTING BOOTH."**

**"AVISO**

LA NO EMISIÓN DE ESTE VOTO PUEDE EQUIVALER A UN VOTO NEGATIVO, PORQUE SE CONVOCARÁ A UNA CONVENCION O LA ENMIENDA ENTRARÁ EN VIGENCIA SI ES APROBADA POR LAS TRES QUINTAS PARTES DE LOS VOTANTES SOBRE LA CUESTIÓN O POR UNA MAYORÍA DE LOS VOTANTES EN LA ELECCIÓN. (ESTO NO DEBE CONSIDERARSE UNA INDICACIÓN DE QUE SU VOTO DEBE SER EMITIDO A FAVOR O EN CONTRA DE LA PROPUESTA INCLUIDA EN EL PRESENTE DOCUMENTO).

YA SEA QUE USTED EMITA ESTE VOTO O NO, DEBE DEVOLVER LA BOLETA AL JUEZ DE LA ELECCIÓN AL SALIR DE LA CASETA DE VOTACIÓN."

**CONSTITUTION BALLOT**  
**PROPOSED AMENDMENT TO THE 1970 ILLINOIS CONSTITUTION**

**Explanation of Amendment**

The proposed amendment makes changes to Section 8.1 of Article I of the Illinois Constitution, the Crime Victims' Bill of Rights. The proposed amendment would expand certain rights already granted to crime victims in Illinois, and give crime victims the ability to enforce their rights in a court of law. You are asked to decide whether the proposed amendment should become part of the Illinois Constitution.

VOTO CONSTITUCIONAL

ENMIENDA PROPUESTA A LA CONSTITUCIÓN DE ILLINOIS DE 1970

Explicación de la enmienda

La enmienda propuesta incorpora cambios a la Sección 8.1 del Artículo I de la Constitución de Illinois, la Crime Victims' Bill of Rights (Declaración de Derechos de las Víctimas de Delitos). La enmienda propuesta ampliaría determinados derechos ya otorgados a las víctimas de delitos en Illinois, les otorgaría la facultad para hacer cumplir sus derechos ante la justicia. Se le solicita que decida si la enmienda propuesta debe formar parte de la Constitución de Illinois.

**For the proposed amendment of Section 8.1 of Article I of the Illinois Constitution.**

Yes / Si

No / No

**CONSTITUTION BALLOT**  
**PROPOSED AMENDMENT TO THE 1970 ILLINOIS CONSTITUTION**

**Explanation of Amendment**

The proposed amendment adds a new section to the Suffrage and Elections Article of the Illinois Constitution. The proposed amendment would prohibit any law that disproportionately affects the rights of eligible Illinois citizens to register to vote or cast a ballot based on the voter's race, color, ethnicity, status as a member of a language minority, national origin, religion, sex, sexual orientation, or income. You are asked to decide whether the proposed amendment should become part of the Illinois Constitution.

VOTO CONSTITUCIONAL

ENMIENDA PROPUESTA A LA CONSTITUCIÓN DE ILLINOIS DE 1970

Explicación de la enmienda

La enmienda propuesta incorpora una nueva sección al Artículo de Sufragio y Elecciones de la Constitución de Illinois. La enmienda propuesta prohibirá que cualquier ley que afecte de manera desproporcionada los derechos de los ciudadanos aptos de Illinois a registrarse para votar o emitir un voto con motivo de su raza, color, etnia, condición de miembro de una minoría lingüística, nacionalidad, religión, sexo, orientación sexual o ingreso. Se le solicita que decida si la enmienda propuesta debe formar parte de la Constitución de Illinois.

**For the proposed addition of Section 8 to Article III of the Illinois Constitution.**

Yes / Si

No / No

**Ballot for Judicial candidates seeking retention in office.**  
Boleta para candidatos judiciales procurando retención en oficio.

**"Vote on the Proposition with respect to all or any of the Judges listed on this ballot. No Judge listed is running against any other Judge. The sole question is whether each Judge shall be retained in his or her present office." Vote "Yes" or "No".**

"Vote sobre la Proposición con respecto a todos o cualesquiera de los Jueces listados en esta boleta. Ningun Juez en esta lista esta en contienda contra ningún otro Juez. La única pregunta es si cada uno de estos Jueces debiera de ser retenido en su presente oficio." Vote "Si" o "No".

**Judicial Retention Appellate Court**  
Retención Judicial Corte de Apelaciones

"Shall each of the persons listed be retained in office as Judge of the Appellate Court, First Judicial District?"

"¿Debe cada una de las personas listadas permanecer en su cargo como Juez de la Corte de Apelaciones, Primer Distrito Judicial?"

**Thomas E. Hoffman**

200 Yes/Si

201 No/No

**Judicial Retention Circuit Court**  
Retención Judicial Corte de Circuito

"Shall each of the persons listed be retained in office as Judge of the Circuit Court, Cook County Judicial Circuit?"

"¿Debe cada una de las personas listadas permanecer en su cargo como Juez de la Corte de Circuito, Circuito Judicial del Condado de Cook?"

**Thomas E. Flanagan**

202 Yes/Si

203 No/No

**Michael P. Toomin**

204 Yes/Si

205 No/No

**Themis N. Karnezis**

206 Yes/Si

207 No/No

**James Patrick Flannery**

208 Yes/Si

209 No/No

**Sebastian Thomas Patti**

210 Yes/Si

211 No/No

**Mary Ellen Coghlan**

212 Yes/Si

213 No/No

**Kathleen Marie McGury**

214 Yes/Si

215 No/No

**Shelley Lynn Sutker-Dermer**

216 Yes/Si

217 No/No

**Lynn Marie Egan**

218 Yes/Si

219 No/No

**Remember: vote both sides**

Recuerde: vote ambos lados de la boleta

Judicial Retention Circuit Court

Retención Judicial Corte de Circuito

Style: 701

"Shall each of the persons listed be retained in office as Judge of the Circuit Court, Cook County Judicial Circuit?"

"¿Debe cada una de las personas listadas permanecer en su cargo como Juez de la Corte de Circuito, Circuito Judicial del Condado de Cook?"

Optech 3PE4c  
Version: 80  
© Copyright 2012 DOMINION VOTING

Andrew Berman	220 Yes/Si ←
	221 No/No ←
Diane Gordon Cannon	222 Yes/Si ←
	223 No/No ←
Evelyn B. Clay	224 Yes/Si ←
	225 No/No ←
Clayton J. Crane	226 Yes/Si ←
	227 No/No ←
Candace Jean Fabri	228 Yes/Si ←
	229 No/No ←
John J. Fleming	230 Yes/Si ←
	231 No/No ←
Rodolfo (Rudy) Garcia	232 Yes/Si ←
	233 No/No ←
James J. Gavin	234 Yes/Si ←
	235 No/No ←
Rickey Jones	236 Yes/Si ←
	237 No/No ←
Kathleen G. Kennedy	238 Yes/Si ←
	239 No/No ←
William G. Lacy	240 Yes/Si ←
	241 No/No ←
Marjorie C. Laws	242 Yes/Si ←
	243 No/No ←
Patricia Manila Martin	244 Yes/Si ←
	245 No/No ←
Veronica B. Mathein	246 Yes/Si ←
	247 No/No ←
Edmund Ponce de Leon	248 Yes/Si ←
	249 No/No ←
James L. Rhodes	250 Yes/Si ←
	251 No/No ←
James G. Riley	252 Yes/Si ←
	253 No/No ←
Donald J. Suriano	254 Yes/Si ←
	255 No/No ←
Kenneth J. Wadas	256 Yes/Si ←
	257 No/No ←
Frank G. Zelezinski	258 Yes/Si ←
	259 No/No ←
Gregory Joseph Wojkowski	260 Yes/Si ←
	261 No/No ←
Mary Anne Mason	262 Yes/Si ←
	263 No/No ←
Robert E. Gordon	264 Yes/Si ←
	265 No/No ←
Lewis Nixon	266 Yes/Si ←
	267 No/No ←
Eileen Mary Brewer	268 Yes/Si ←
	269 No/No ←

Margaret Ann Brennan	270 Yes/Si ←
	271 No/No ←
Janet Adams Brosnahan	272 Yes/Si ←
	273 No/No ←
James Brown	274 Yes/Si ←
	275 No/No ←
Peter A. Felice	278 Yes/Si ←
	279 No/No ←
Kerry M. Kennedy	280 Yes/Si ←
	281 No/No ←
Casandra Lewis	282 Yes/Si ←
	283 No/No ←
Thomas J. Lipscomb	284 Yes/Si ←
	285 No/No ←
Sheila McGinnis	286 Yes/Si ←
	287 No/No ←
Dennis Michael McGuire	288 Yes/Si ←
	289 No/No ←
William Timothy O'Brien	290 Yes/Si ←
	291 No/No ←
Laura Marie Sullivan	292 Yes/Si ←
	293 No/No ←
Sandra Tristano	294 Yes/Si ←
	295 No/No ←
Valarie E. Turner	296 Yes/Si ←
	297 No/No ←
Raul Vega	298 Yes/Si ←
	299 No/No ←
Marilyn F. Johnson	300 Yes/Si ←
	301 No/No ←
Michael B. Hyman	302 Yes/Si ←
	303 No/No ←
Joan E. Powell	304 Yes/Si ←
	305 No/No ←
Patrick J. Sherlock	306 Yes/Si ←
	307 No/No ←
Anita Rivkin-Carothers	308 Yes/Si ←
	309 No/No ←
Maureen Ward Kirby	310 Yes/Si ←
	311 No/No ←
Edward A. Arce	312 Yes/Si ←
	313 No/No ←
James N. O'Hara	314 Yes/Si ←
	315 No/No ←
Mauricio Araujo	316 Yes/Si ←
	317 No/No ←
Eileen O'Neill Burke	318 Yes/Si ←
	319 No/No ←
Thomas J. Byrne	320 Yes/Si ←
	321 No/No ←

Ann Collins-Dole	322 Yes/Si ←
	323 No/No ←
Donna L. Cooper	324 Yes/Si ←
	325 No/No ←
Anna Helen Demacopoulos	326 Yes/Si ←
	327 No/No ←
Margarita Kulys Hoffman	328 Yes/Si ←
	329 No/No ←
Diana L. Kenworthy	330 Yes/Si ←
	331 No/No ←
Pamela Elizabeth Loza	332 Yes/Si ←
	333 No/No ←
Annie O'Donnell	334 Yes/Si ←
	335 No/No ←
Jackie Marie Portman	336 Yes/Si ←
	337 No/No ←
Pat Rogers	338 Yes/Si ←
	339 No/No ←
Dominique C. Ross	340 Yes/Si ←
	341 No/No ←
Kristyna Colleen Ryan	342 Yes/Si ←
	343 No/No ←
Debra B. Walker	344 Yes/Si ←
	345 No/No ←
Ursula Walowski	346 Yes/Si ←
	347 No/No ←

16-701-4-S

Score 2

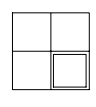
Score

Score 1

Score

COOK COUNTY  
Run Date: 09/12/2014 17:21:06  
Last Printed: 9/12/14 17:27

Remember: vote both sides  
Recuerde: vote ambos lados de la boleta





## NOVEMBER 4, 2014 GUBERNATORIAL ELECTION SUBURBAN COOK COUNTY -- DAILY EARLY VOTING TOTALS BY SITE



Early Voting Location	10/20/2014	10/21/2014	10/22/2014	10/23/2014	10/24/2014	10/25/2014	10/26/2014	10/27/2014	10/28/2014	10/29/2014	10/30/2014	10/31/2014	11/1/2014	11/2/2014	Total
69 W. Washington 5th Floor	5	6	2	4	5	0	8	5	5	11	8	3	0	53	115
69 W. Washington Pedway	213	189	213	166	183	22	0	191	265	283	333	286	61	0	2,405
Alsip Village Hall	122	123	108	115	98	75	0	133	163	158	181	181	150	0	1,607
Arlington Heights Village Hall	445	428	441	421	452	403	211	518	609	621	696	870	775	850	7,740
Barrington Hills Village Hall	57	60	70	64	70	55	0	79	83	97	103	141	139	0	1,018
Bellwood Village Hall	179	224	224	183	175	125	0	305	301	281	322	324	319	0	2,962
Berwyn City Hall	118	129	138	93	123	65	0	122	157	145	128	200	150	0	1,568
Bridgeview Courthouse	74	51	48	55	48	0	0	58	47	57	62	80	0	0	580
Calumet City Library	295	277	232	216	219	142	72	318	291	291	363	303	357	380	3,756
Calumet Twp Community Center	105	158	151	126	113	76	0	168	161	160	201	178	189	0	1,786
Centennial Ice Rink	197	269	303	293	278	448	0	467	473	460	503	559	611	0	4,861
Cicero Community Center	49	86	139	56	42	29	19	60	66	69	59	43	60	81	858
Cicero PSO Building	55	55	44	49	40	29	14	50	53	55	71	56	60	93	724
Des Plaines City Hall	166	207	209	197	190	150	96	258	251	256	281	305	287	343	3,196
Elk Grove Village Hall	146	133	159	136	173	106	0	192	204	204	242	247	208	0	2,150
Elmwood Park Village Hall	97	117	95	91	88	82	0	137	117	123	133	167	186	0	1,433
Evanston Civic Center	209	255	286	207	270	206	114	377	385	395	474	487	595	778	5,038
Faith Family Future Center	385	301	311	291	243	155	0	364	402	369	463	492	446	0	4,222
Glenview Village Hall	227	238	287	252	284	213	0	298	373	380	373	507	602	0	4,034
Hodgkins Village Hall	256	283	253	284	252	192	67	295	330	331	342	362	390	330	3,967
Hoffman Estates Village Hall	138	164	139	105	142	114	35	167	149	162	194	216	191	253	2,169
Lemont Library District	186	252	183	171	160	127	0	218	237	244	266	289	264	0	2,597
Lynwood Senior Youth Center	118	83	103	73	75	59	21	109	144	149	156	139	170	110	1,509
Markham Courthouse	111	83	96	82	106	0	0	130	130	114	173	152	0	0	1,177
Melrose Park Village Hall	175	171	133	112	116	85	36	139	146	145	159	128	150	188	1,883
Niles Village Hall	129	156	170	131	142	121	0	183	188	167	213	206	240	0	2,046
Norridge Village Hall	109	109	106	91	92	70	0	106	124	131	135	102	148	0	1,323
Northbrook Village Hall	301	404	439	399	404	326	151	451	525	540	507	603	577	662	6,289
Oak Forest City Hall	210	236	239	185	180	153	80	308	265	262	335	350	327	256	3,386
Oak Lawn Village Hall	270	272	294	233	232	182	99	350	347	333	323	360	336	373	4,004
Oak Park Village Hall	222	232	237	224	263	223	110	281	341	340	408	533	527	468	4,409
Oakwood Recreation Center	366	385	400	309	335	201	66	460	457	487	484	556	528	511	5,545
Orland Township	560	618	586	521	473	262	154	698	719	789	768	746	653	675	8,222
Palatine Township Hall	253	303	350	302	368	298	0	463	474	496	556	614	570	0	5,047
Palos Heights Administration Building	294	283	289	223	259	129	0	337	355	308	345	400	291	0	3,513
Park Forest Village Hall	224	210	196	199	161	94	0	238	266	262	302	298	234	0	2,684
Park Ridge City Hall	226	226	232	236	251	177	0	321	313	317	307	371	367	0	3,344
Rolling Meadows Courthouse	45	39	33	34	43	0	0	43	49	69	71	70	0	0	496
Schaumburg Public Library	320	370	302	312	346	281	149	343	433	434	471	492	560	549	5,362
Skokie Courthouse	41	45	36	30	31	0	0	43	57	84	49	89	0	0	505
Skokie Village Hall	232	267	296	278	264	166	0	346	291	379	373	392	379	0	3,663
Stickney-Forest View Library	98	105	83	47	74	97	0	99	102	105	150	98	127	0	1,185
Streamwood Village Hall	186	222	180	180	220	164	0	249	243	282	345	372	384	0	3,027
Whitcomb Building	56	54	60	39	34	0	0	59	68	69	86	81	0	0	606
<b>Total</b>	<b>8,270</b>	<b>8,878</b>	<b>8,895</b>	<b>7,815</b>	<b>8,117</b>	<b>5,902</b>	<b>1,502</b>	<b>10,536</b>	<b>11,159</b>	<b>11,414</b>	<b>12,514</b>	<b>13,448</b>	<b>12,608</b>	<b>6,953</b>	<b>128,011</b>

## Early Voting Turnout

Site • 2010	Total	Site • 2014	Total
69 W. Washington – 5 <sup>th</sup> Floor	91	69 W. Washington 5th Floor	115
69 W. Washington – Pedway	2,722	69 W. Washington Pedway	2,405
Alsip Village Hall	867	Alsip Village Hall	1,607
Barrington Township Hall	1,000	Arlington Heights Village Hall	7,740
Bellwood Village Hall	1,319	Barrington Hills Village Hall	1,018
Berwyn City Hall	1,033	Bellwood Village Hall	2,962
Blue Island Village Hall	823	Berwyn City Hall	1,568
Bridgeview Courthouse	1,715	Bridgeview Courthouse	580
Bridgeview Public Library	1,006	Calumet City Library	3,756
Calumet City Cultural Center	3,610	Calumet Twp Community Center	1,786
Centennial Park (Wilmette)	1,442	Centennial Ice Rink	4,861
Chicago Heights City Hall	391	Cicero Community Center	858
Cicero PSO Building	710	Cicero PSO Building	724
Cicero Town Hall	1,870	Des Plaines City Hall	3,196
City of Des Plaines	1,473	Elk Grove Village Hall	2,150
Elk Grove Village Hall	830	Elmwood Park Village Hall	1,433
Elmwood Park Village Hall	3,504	Evanston Civic Center	5,038
Evanston Civic Center	2,511	Faith Family Future Center	4,222
Faith Family Future Center (South Holland)	2,837	Glenview Village Hall	4,034
Glenview Village Hall	1,954	Hodgkins Village Hall	3,967
Harrer Pool and Park (Morton Grove)	1,363	Hoffman Estates Village Hall	2,169
Hoffman Estates Village Hall	1,538	Lemont Library District	2,597
Lemont Library District	1,655	Lynwood Senior Youth Center	1,509
Markham Courthouse	3,319	Markham Courthouse	1,177
Matteson Village Hall	820	Melrose Park Village Hall	1,883
Melrose Park Village Hall	1,070	Niles Village Hall	2,046
Norridge Village Hall	733	Norridge Village Hall	1,323
Northbrook Village Hall	4,441	Northbrook Village Hall	6,289
Oak Forest City Hall	1,421	Oak Forest City Hall	3,386
Oak Lawn Village Hall	2,219	Oak Lawn Village Hall	4,004
Oak Park Village Hall	2,347	Oak Park Village Hall	4,409
Orland Park Village Hall	5,799	Oakwood Recreation Center	5,545
Palatine Village Hall	3,220	Orland Township	8,222
Palos Heights Village Hall	1,931	Palatine Township Hall	5,047
Park Forest Village Hall	912	Palos Heights Administration Building	3,513
Park Ridge City Hall	2,336	Park Forest Village Hall	2,684
Rolling Meadows Courthouse	1,048	Park Ridge City Hall	3,344
Schaumburg Public Library	3,378	Rolling Meadows Courthouse	496
Skokie Courthouse	1,295	Schaumburg Public Library	5,362
Skokie Village Hall	2,916	Skokie Courthouse	505
Stickney-Forest View Library	448	Skokie Village Hall	3,663
Streamwood Village Hall	1,832	Stickney-Forest View Library	1,185
Wheeling Township Hall (Arlington Heights)	5,241	Streamwood Village Hall	3,027
Whitcomb Building	881	Whitcomb Building	606
<b>TOTAL</b>	<b>83,871</b>	<b>TOTAL</b>	<b>128,011</b>



# SUBURBAN COOK COUNTY DISTRICTS THAT OVERLAP WITH CHICAGO, OTHER COUNTIES

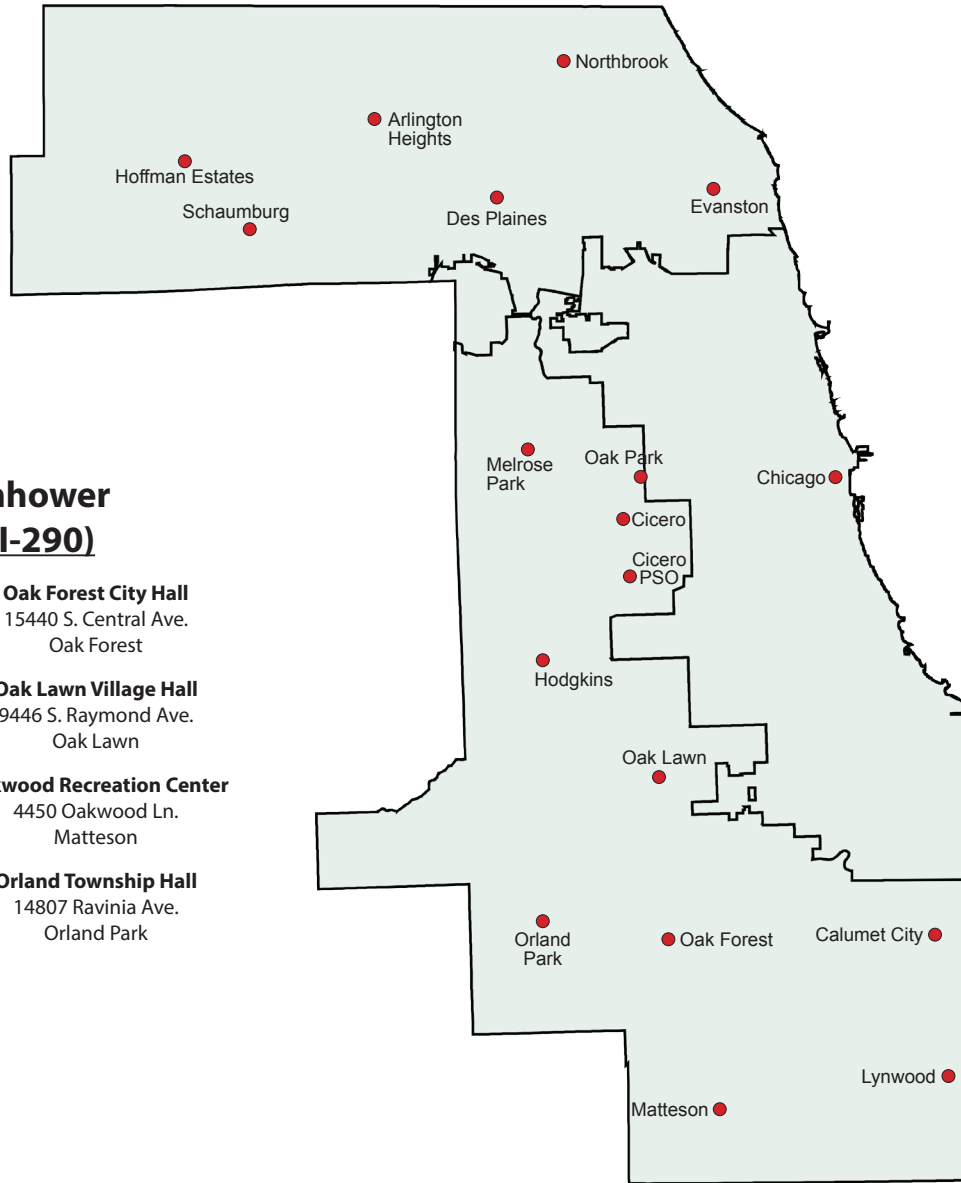
District	Suburban Cook # of Precincts	Chicago # of Precincts	Other Counties
1st Congressional District	166	404	Will
2nd Congressional District	263	172	Will, Kankakee
3rd Congressional District	255	204	DuPage, Will
4th Congressional District	102	350	
5th Congressional District	85	438	DuPage
6th Congressional District	66		DuPage, Kane, Lake, McHenry
7th Congressional District	123	480	
8th Congressional District	194		DuPage, Kane
9th Congressional District	336	201	
10th Congressional District	110		Lake
11th Congressional District	4		DuPage, Kane, Will, Kendall
1st Representative District	1	72	
3rd Representative District	2	82	
7th Representative District	87		
8th Representative District	37	51	
14th Representative District	2	78	
15th Representative District	46	51	
16th Representative District	34	44	
17th Representative District	87		
18th Representative District	84		
19th Representative District	8	78	
20th Representative District	44	42	
21st Representative District	26	40	
22nd Representative District	2	90	
23rd Representative District	60	2	
24th Representative District	46	17	
27th Representative District	38	78	
28th Representative District	57	50	
29th Representative District	61	14	Will
30th Representative District	83		
31st Representative District	39	73	
32nd Representative District	22	78	
33rd Representative District	36	68	
34th Representative District	23	60	Will, Kankakee
35th Representative District	51	56	
36th Representative District	72	23	
37th Representative District	20		Will
38th Representative District	73		Will
43rd Representative District	12		Kane
44th Representative District	55		
45th Representative District	5		DuPage
47th Representative District	6		DuPage
49th Representative District	3		DuPage, Kane
51st Representative District	1		Lake
52nd Representative District	12		Kane, Lake, McHenry
53rd Representative District	82		
54th Representative District	77		
55th Representative District	69	4	
56th Representative District	57		DuPage
57th Representative District	65		Lake
58th Representative District	7		Lake
59th Representative District	7		Lake

# SUBURBAN COOK COUNTY DISTRICTS THAT OVERLAP WITH CHICAGO, OTHER COUNTIES

District	Suburban Cook # of Precincts	Chicago # of Precincts	Other Counties
77th Representative District	33		DuPage
78th Representative District	55	28	
80th Representative District	44		Will
82nd Representative District	35		DuPage, Will
Cook County Judicial Circuit 2nd Subcircuit	136	138	
Cook County Judicial Circuit 3rd Subcircuit	76	234	
Cook County Judicial Circuit 4th Subcircuit	249		
Cook County Judicial Circuit 7th Subcircuit	57	205	
Cook County Judicial Circuit 9th Subcircuit	164	94	
Cook County Judicial Circuit 10th Subcircuit	65	225	
Cook County Judicial Circuit 11th Subcircuit	123	132	
Cook County Judicial Circuit 12th Subcircuit	252		
Cook County Judicial Circuit 13th Subcircuit	231		
Cook County Judicial Circuit 15th Subcircuit	291		
Board of Review 3rd District	410	991	
County Board 1	92	144	
County Board 4	56	215	
County Board 5	156	88	
County Board 6	228		
County Board 9	170	67	
County Board 11	64	207	
County Board 13	169	61	
County Board 14	217		
County Board 15	186		
County Board 16	155	9	
County Board 17	261		
9th Senate District	168		
12th Senate District	103	19	
15th Senate District	143	14	Will
18th Senate District	119	72	
24th Senate District	6		DuPage
27th Senate District	157		
30th Senate District	7		Lake
39th Senate District	88	32	DuPage
Metropolitan Water Reclamation District of Greater Chicago	1,604	2,069	



# Election Day Registration Locations - Suburban Cook County November 4, 2014



## North of Eisenhower Expressway (I-290)

### Arlington Heights Village Hall

33 S. Arlington Heights Rd.  
Arlington Heights

### Melrose Park Village Hall

1000 N. 25th Ave.  
Melrose Park

### Northbrook Village Hall

1225 Cedar Ln.  
Northbrook

### County Clerk's Main Office

69 W. Washington St.  
Pedway  
Chicago

### Oak Park Village Hall

123 Madison St.  
Oak Park

### Des Plaines City Hall

1420 Miner St.  
Des Plaines

### Schaumburg Public Library

130 S. Roselle Rd.  
Schaumburg

### Evanston Civic Center

2100 Ridge Ave.  
Evanston

### Hoffman Estates Village Hall

1900 Hassell Rd.  
Hoffman Estates

## South of Eisenhower Expressway (I-290)

### Calumet City Public Library

660 Manistee Ave.  
Calumet City

### Oak Forest City Hall

15440 S. Central Ave.  
Oak Forest

### Cicero Community Center

2250 S. 49th Ave.  
Cicero

### Oak Lawn Village Hall

9446 S. Raymond Ave.  
Oak Lawn

### Cicero PSO Building

5410 W. 34th St.  
Cicero

### Oakwood Recreation Center

4450 Oakwood Ln.  
Matteson

### Hodgkins Village Hall

8990 Lyons St.  
Hodgkins

### Orland Township Hall

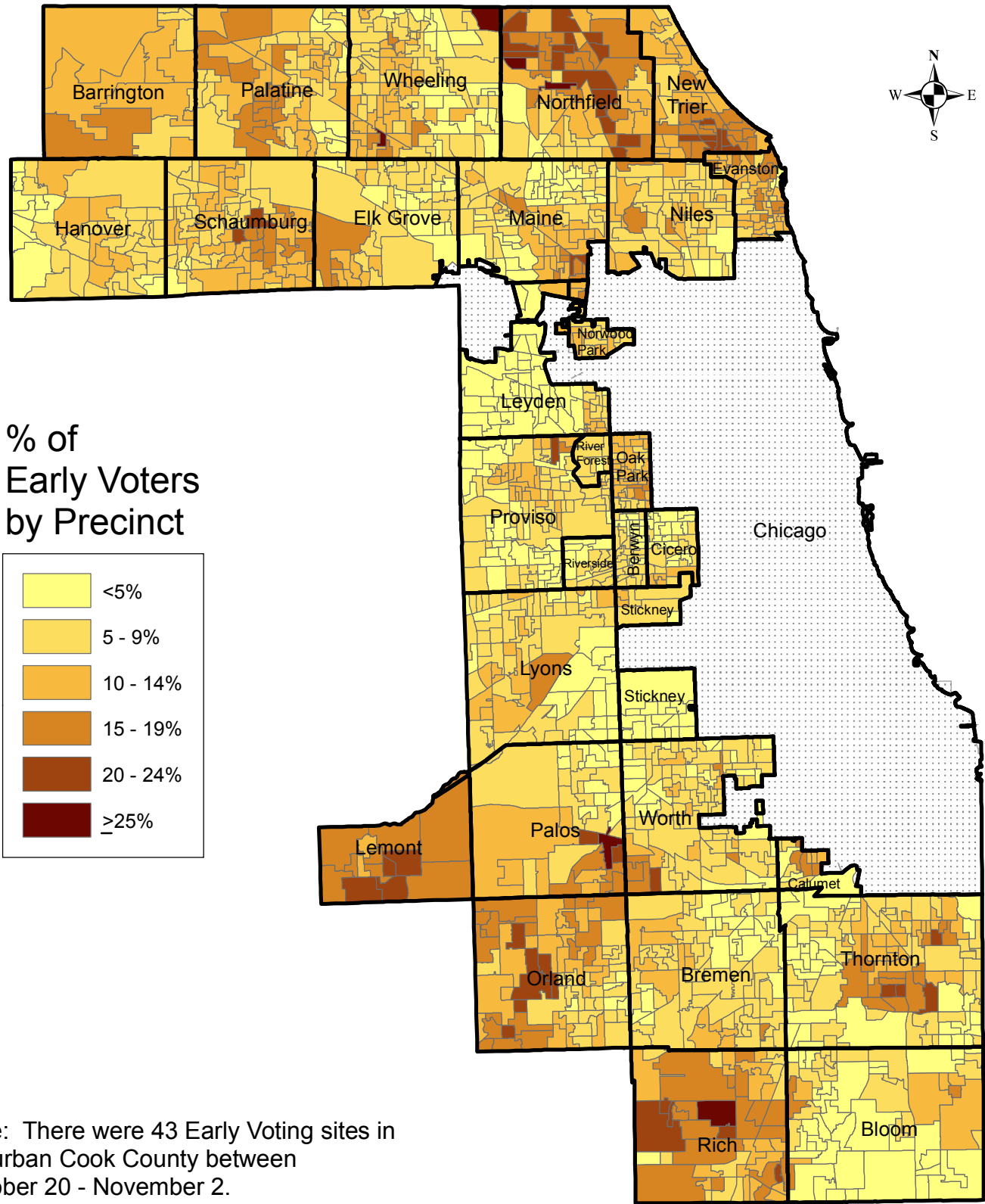
14807 Ravinia Ave.  
Orland Park

### Lynwood Senior Youth Center

21490 Lincoln Hwy.  
Lynwood

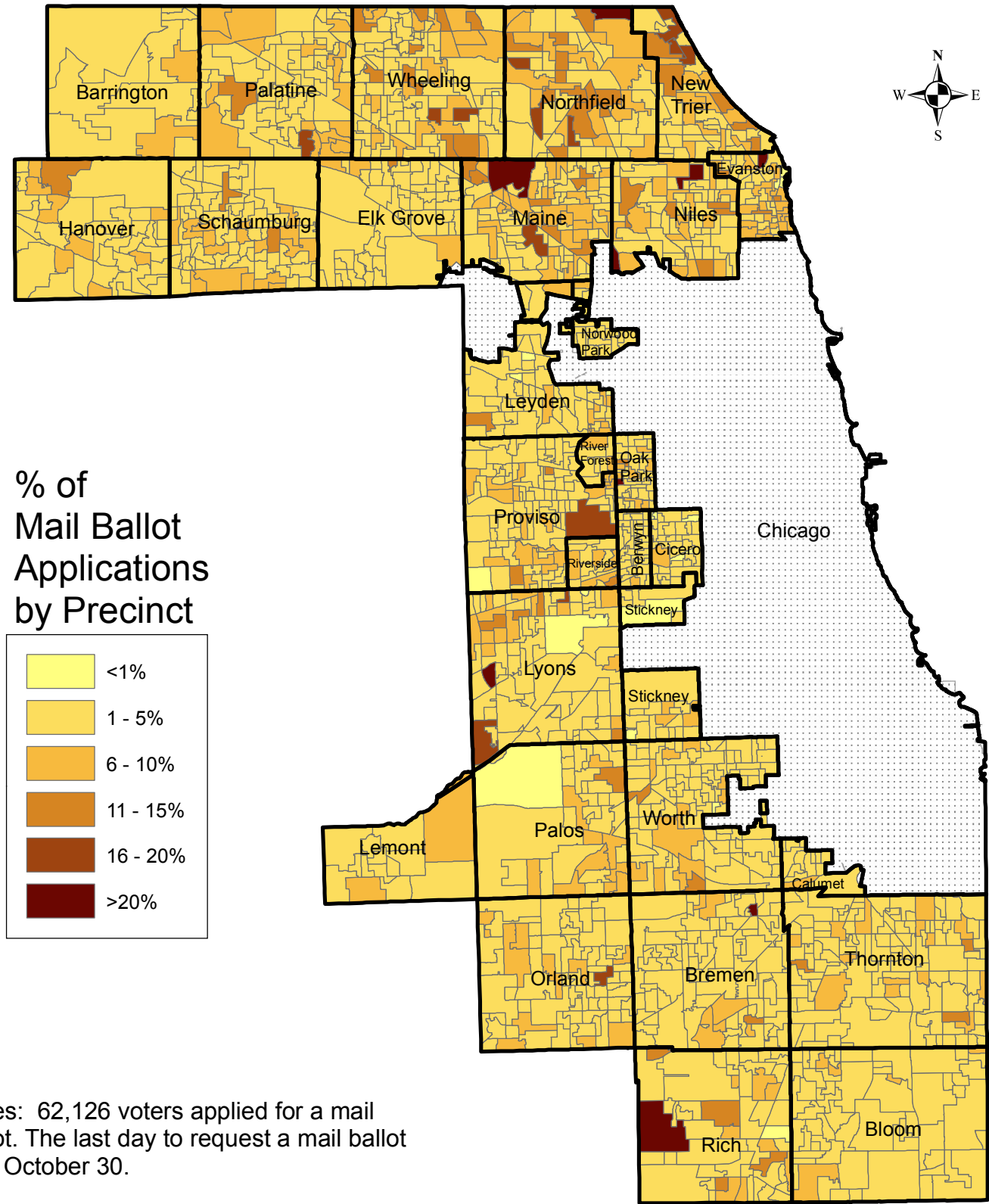
● Tuesday, November 4, 6 a.m. to 7 p.m.

# Early Voting Turnout by Voters' Home Precincts Suburban Cook County November 4, 2014 Gubernatorial General Election



Note: There were 43 Early Voting sites in suburban Cook County between October 20 - November 2.

# Mail Ballot Applications by Voters' Home Precincts Suburban Cook County November 4, 2014 Gubernatorial General Election



Notes: 62,126 voters applied for a mail ballot. The last day to request a mail ballot was October 30.



**COOK COUNTY CLERK DAVID ORR**

69 W. Washington, Suite 500, Chicago, Illinois 60602



TEL (312) 603-0996 FAX (312) 603-9788 WEB [cookcountyclerk.com](http://cookcountyclerk.com)

## **2014 Gubernatorial General Election Frequently Asked Questions**

**Q: How long are polls open on Election Day?**

A: Suburban Cook County polling places are open from 6 a.m. to 7 p.m. on Tuesday, Nov. 4.

**Q: Do I have to go to a specific polling place on election day?**

A: Yes. You can find out where your polling place is, as well as view a sample ballot, at [Your Voter Information](#) page on the clerk's website. You can also see the same information via any smartphone or tablet device, on the clerk's mobile voter information page, at [m.cookcountyclerk.com](http://m.cookcountyclerk.com).

**Q: Can I still register and vote on Election Day if I am not registered to vote, and can I do so at my local polling place?**

A: This year, thanks to a new law in Illinois, unregistered voters can register and vote on Election Day, but only at 18 select sites. Suburban Cook County voters can find a list of these sites on the [Election Day Registration page](#) of the clerk's website.

**Q: Do I have to declare a political party in order to vote?**

A: No. In a general election, voters do not need to declare party preference.

**Q: Who do I call if there's a problem at my polling place with registration, equipment, electioneering, or anything else like that?**

A: To report voter fraud or irregularities, call our legal department, at 312.603.0236.

**Q. What are the ways to vote in the precincts?**

A. Every voter has a choice of paper or touch screen ballot.

**Q. What if the wrong candidates or offices are on my ballot?**

A. Alert an election judge. Do not make any selections or cast your ballot until the election judge has addressed the issue. Once you cast the ballot, the vote is cast and your ballot cannot be retrieved.

**Q. What if I make a mistake while voting, such as selecting a candidate that I don't want to vote for?**

A. If you notice a mistake on your touch screen, just go back to that selection and touch that choice again, then make the choice you want to make. If you are having trouble with the touch screen, alert an election judge. If you make a mistake on a paper ballot, you must ask the election judge for a new paper ballot. Once you have cast the ballot, either paper or touch screen, the vote is cast and it cannot be changed.

**Q. I received a mail ballot at home but did not mail it in. Can I vote at a polling place instead?**

A. As long as you did not mail in the ballot, you can vote in person at your local precinct on election day. If you vote at the polls on election day and your mail ballot is received later by the clerk's office, it will be destroyed, and only the first vote will be counted. Additionally, remember that it is a felony not just to vote twice in the same election, but to even attempt to vote more than once in the same election.

**Q. How long will it take to vote?**

A. It is a long ballot – two full paper pages or about 17 screens on the touch screen. In addition to the dozens of candidates and retention judges, there are also local and county referenda, as well as state Constitutional questions. Therefore, you should expect to take at least 15-20 minutes to vote. The clerk's office encourages voters to look over a sample ballot before they get to their voting screen, so that they are familiar with the ballot and the process can go a little more quickly.

**Q. Do I have to vote for all of those judges?**

A. No. There are 73 retention judges on the ballot, as well as others who are running for judgeships. If you are looking for some guidance, there are legal organizations that publish lists of judges they recommend and do not recommend. If you do not wish to vote for (or against) any judges, you do not have to, but you will be asked before you cast your ballot, if you wish to leave those choices empty.

Summary Report -  
Unofficial Results

**Cook County**  
**General Election**  
**November 4, 2014**

	Registration	Turnout
Total Registration and Turnout	1,398,724	0

<u>Proposed Constitutional Amendment, Victims' Rights</u>		
( 0 of 1673 precincts counted )		
Yes	0	0.00%
No	0	0.00%
<b>Total</b>	<b>0</b>	

<u>Proposed Constitutional Amendment, Voters' Rights</u>		
( 0 of 1673 precincts counted )		
Yes	0	0.00%
No	0	0.00%
<b>Total</b>	<b>0</b>	

<u>Senator, U.S.</u>		
( 0 of 1673 precincts counted )		
DEM - Richard J. Durbin	0	0.00%
REP - James D. Oberweis	0	0.00%
LIB - Sharon Hansen	0	0.00%
<b>Total</b>	<b>0</b>	

<u>Governor &amp; Lieutenant Governor, Illinois</u>		
( 0 of 1673 precincts counted )		
DEM - P Quinn & P Vallas	0	0.00%
REP - B Rauner & E Sanguinetti	0	0.00%
LIB - C Grimm & A Cummings	0	0.00%
<b>Total</b>	<b>0</b>	

<u>Attorney General, State of Illinois</u>		
( 0 of 1673 precincts counted )		
DEM - Lisa Madigan	0	0.00%
REP - Paul M. Schimpf	0	0.00%
LIB - Ben Koyl	0	0.00%
<b>Total</b>	<b>0</b>	

<u>Secretary of State, State of Illinois</u>		
( 0 of 1673 precincts counted )		
DEM - Jesse White	0	0.00%
REP - Michael Webster	0	0.00%
LIB - Christopher Michel	0	0.00%
<b>Total</b>	<b>0</b>	

<u>Comptroller, State of Illinois</u>		
( 0 of 1673 precincts counted )		
DEM - Sheila Simon	0	0.00%
REP - Judy Baar Topinka	0	0.00%
LIB - Julie Fox	0	0.00%
<b>Total</b>	<b>0</b>	

<u>Treasurer, State of Illinois</u>		
( 0 of 1673 precincts counted )		
DEM - Michael W. Frerichs	0	0.00%
REP - Tom Cross	0	0.00%
LIB - Matthew Skopek	0	0.00%
<b>Total</b>	<b>0</b>	

<u>U.S. Representative, 1st District</u>		
( 0 of 166 precincts counted )		
DEM - Bobby L. Rush	0	0.00%
REP - Jimmy Lee Tillman	0	0.00%
<b>Total</b>	<b>0</b>	

<u>U.S. Representative, 2nd District</u>		
( 0 of 263 precincts counted )		
DEM - Robin Kelly	0	0.00%
REP - Eric M. Wallace	0	0.00%
<b>Total</b>	<b>0</b>	

<u>U.S. Representative, 3rd District</u>		
( 0 of 255 precincts counted )		
DEM - Daniel William Lipinski	0	0.00%
REP - Sharon M. Brannigan	0	0.00%
<b>Total</b>	<b>0</b>	

<u>U.S. Representative, 4th District</u>		
( 0 of 102 precincts counted )		
DEM - Luis V. Gutierrez	0	0.00%
REP - Hector Concepcion	0	0.00%
<b>Total</b>	<b>0</b>	

<u>U.S. Representative, 5th District</u>		
( 0 of 85 precincts counted )		
DEM - Mike Quigley	0	0.00%
REP - Vince Kolber	0	0.00%
GRN - Nancy Wade	0	0.00%
<b>Total</b>	<b>0</b>	

<u>U.S. Representative, 6th District</u>		
( 0 of 66 precincts counted )		
DEM - Michael Mason	0	0.00%
REP - Peter J. Roskam	0	0.00%
<b>Total</b>	<b>0</b>	

<u>U.S. Representative, 7th District</u>		
( 0 of 123 precincts counted )		
DEM - Danny K. Davis	0	0.00%
REP - Robert L. Bumpers	0	0.00%
<b>Total</b>	<b>0</b>	



Summary Report -  
Unofficial Results

**Cook County**  
**General Election**  
**November 4, 2014**

U.S. Representative, 8th District		
( 0 of 194 precincts counted )		
DEM - Tammy Duckworth	0	0.00%
REP - Larry Kaifesh	0	0.00%
<b>Total</b>	<b>0</b>	

U.S. Representative, 9th District		
( 0 of 336 precincts counted )		
DEM - Janice D. Schakowsky	0	0.00%
REP - Susanne Atanus	0	0.00%
<b>Total</b>	<b>0</b>	

U.S. Representative, 10th District		
( 0 of 110 precincts counted )		
DEM - Brad Schneider	0	0.00%
REP - Robert Dold	0	0.00%
<b>Total</b>	<b>0</b>	

U.S. Representative, 11th District		
( 0 of 4 precincts counted )		
DEM - Bill Foster	0	0.00%
REP - Darlene Senger	0	0.00%
<b>Total</b>	<b>0</b>	

State Senator, 9th District		
( 0 of 168 precincts counted )		
DEM - Daniel Biss	0	0.00%
<b>Total</b>	<b>0</b>	

State Senator, 12th District		
( 0 of 103 precincts counted )		
DEM - Steven Landek	0	0.00%
<b>Total</b>	<b>0</b>	

State Senator, 15th District		
( 0 of 143 precincts counted )		
DEM - Napoleon Harris	0	0.00%
<b>Total</b>	<b>0</b>	

State Senator, 18th District		
( 0 of 119 precincts counted )		
DEM - Bill Cunningham	0	0.00%
REP - Shaun Colin Murphy	0	0.00%
<b>Total</b>	<b>0</b>	

State Senator, 24th District		
( 0 of 6 precincts counted )		
DEM - Suzanne Glowiak	0	0.00%
REP - Chris Nybo	0	0.00%
<b>Total</b>	<b>0</b>	

State Senator, 27th District		
( 0 of 157 precincts counted )		
REP - Matt Murphy	0	0.00%
<b>Total</b>	<b>0</b>	

State Senator, 30th District		
( 0 of 7 precincts counted )		
DEM - Terry Link	0	0.00%
REP - Don Wilson	0	0.00%
<b>Total</b>	<b>0</b>	

State Senator, 39th District		
( 0 of 88 precincts counted )		
DEM - Don Harmon	0	0.00%
<b>Total</b>	<b>0</b>	

State Representative, 1st District		
( 0 of 1 precincts counted )		
DEM - Daniel J. Burke	0	0.00%
<b>Total</b>	<b>0</b>	

State Representative, 3rd District		
( 0 of 2 precincts counted )		
DEM - Luis Arroyo	0	0.00%
<b>Total</b>	<b>0</b>	

State Representative, 7th District		
( 0 of 87 precincts counted )		
DEM - Emanuel "Chris" Welch	0	0.00%
<b>Total</b>	<b>0</b>	

State Representative, 8th District		
( 0 of 37 precincts counted )		
DEM - La Shawn K. Ford	0	0.00%
<b>Total</b>	<b>0</b>	

State Representative, 14th District		
( 0 of 2 precincts counted )		
DEM - Kelly M. Cassidy	0	0.00%
REP - Denis Detzel	0	0.00%
<b>Total</b>	<b>0</b>	

State Representative, 15th District		
( 0 of 46 precincts counted )		
DEM - John C. D'Amico	0	0.00%
REP - Gregory A. Bedell	0	0.00%
<b>Total</b>	<b>0</b>	

State Representative, 16th District		
( 0 of 34 precincts counted )		
DEM - Lou Lang	0	0.00%
<b>Total</b>	<b>0</b>	

Summary Report -  
Unofficial Results

**Cook County**  
**General Election**  
**November 4, 2014**

State Representative, 17th District		
( 0 of 87 precincts counted )		
DEM - Laura Fine	0	0.00%
REP - Kathleen Myalls	0	0.00%
<b>Total</b>	<b>0</b>	

State Representative, 18th District		
( 0 of 84 precincts counted )		
DEM - Robyn Gabel	0	0.00%
<b>Total</b>	<b>0</b>	

State Representative, 19th District		
( 0 of 8 precincts counted )		
DEM - Robert Martwick	0	0.00%
<b>Total</b>	<b>0</b>	

State Representative, 20th District		
( 0 of 44 precincts counted )		
DEM - Mo Khan	0	0.00%
REP - Michael P. McAuliffe	0	0.00%
<b>Total</b>	<b>0</b>	

State Representative, 21st District		
( 0 of 26 precincts counted )		
DEM - Silvana Tabares	0	0.00%
<b>Total</b>	<b>0</b>	

State Representative, 22nd District		
( 0 of 2 precincts counted )		
DEM - Michael J. Madigan	0	0.00%
<b>Total</b>	<b>0</b>	

State Representative, 23rd District		
( 0 of 60 precincts counted )		
DEM - Michael J. Zalewski	0	0.00%
<b>Total</b>	<b>0</b>	

State Representative, 24th District		
( 0 of 46 precincts counted )		
DEM - Elizabeth Hernandez	0	0.00%
<b>Total</b>	<b>0</b>	

State Representative, 27th District		
( 0 of 38 precincts counted )		
DEM - Monique D. Davis	0	0.00%
<b>Total</b>	<b>0</b>	

State Representative, 28th District		
( 0 of 57 precincts counted )		
DEM - Robert "Bob" Rita	0	0.00%
<b>Total</b>	<b>0</b>	

State Representative, 29th District		
( 0 of 61 precincts counted )		
DEM - Thaddeus Jones	0	0.00%
<b>Total</b>	<b>0</b>	

State Representative, 30th District		
( 0 of 83 precincts counted )		
DEM - William "Will" Davis	0	0.00%
<b>Total</b>	<b>0</b>	

State Representative, 31st District		
( 0 of 39 precincts counted )		
DEM - Mary E. Flowers	0	0.00%
<b>Total</b>	<b>0</b>	

State Representative, 32nd District		
( 0 of 22 precincts counted )		
DEM - Andre Thapedi	0	0.00%
<b>Total</b>	<b>0</b>	

State Representative, 33rd District		
( 0 of 36 precincts counted )		
DEM - Marcus C. Evans, Jr.	0	0.00%
<b>Total</b>	<b>0</b>	

State Representative, 34th District		
( 0 of 23 precincts counted )		
DEM - Elgie R. Sims, Jr.	0	0.00%
REP - Mark Ekhoﬀ	0	0.00%
<b>Total</b>	<b>0</b>	

State Representative, 35th District		
( 0 of 51 precincts counted )		
DEM - Frances Ann Hurley	0	0.00%
REP - Victor C. Horne	0	0.00%
<b>Total</b>	<b>0</b>	

State Representative, 36th District		
( 0 of 72 precincts counted )		
DEM - Kelly M. Burke	0	0.00%
<b>Total</b>	<b>0</b>	

State Representative, 37th District		
( 0 of 20 precincts counted )		
DEM - Nichole Serbin	0	0.00%
REP - Margo McDermed	0	0.00%
<b>Total</b>	<b>0</b>	

Summary Report -  
Unofficial Results

**Cook County**  
**General Election**  
**November 4, 2014**

State Representative, 38th District		
( 0 of 73 precincts counted )		
DEM - Al Riley	0	0.00%
REP - Anthony Granata	0	0.00%
<b>Total</b>	<b>0</b>	

State Representative, 43rd District		
( 0 of 12 precincts counted )		
DEM - Anna Moeller	0	0.00%
REP - Jeffrey A. Meyer	0	0.00%
<b>Total</b>	<b>0</b>	

State Representative, 44th District		
( 0 of 55 precincts counted )		
DEM - Fred Crespo	0	0.00%
REP - Ramiro Juarez	0	0.00%
<b>Total</b>	<b>0</b>	

State Representative, 45th District		
( 0 of 5 precincts counted )		
DEM - Jenny M. Burke	0	0.00%
REP - Christine J. Winger	0	0.00%
<b>Total</b>	<b>0</b>	

State Representative, 47th District		
( 0 of 6 precincts counted )		
REP - Patricia R. Bellock	0	0.00%
<b>Total</b>	<b>0</b>	

State Representative, 49th District		
( 0 of 3 precincts counted )		
REP - Mike Fortner	0	0.00%
<b>Total</b>	<b>0</b>	

State Representative, 51st District		
( 0 of 1 precincts counted )		
REP - Ed Sullivan, Jr.	0	0.00%
<b>Total</b>	<b>0</b>	

State Representative, 52nd District		
( 0 of 13 precincts counted )		
DEM - Bill Downs	0	0.00%
REP - David McSweeney	0	0.00%
<b>Total</b>	<b>0</b>	

State Representative, 53rd District		
( 0 of 82 precincts counted )		
REP - David Harris	0	0.00%
<b>Total</b>	<b>0</b>	

State Representative, 54th District		
( 0 of 77 precincts counted )		
DEM - Laddi K. Singh	0	0.00%
REP - Tom Morrison	0	0.00%
<b>Total</b>	<b>0</b>	

State Representative, 55th District		
( 0 of 69 precincts counted )		
DEM - Martin J. Moylan	0	0.00%
REP - Mel Thillens	0	0.00%
<b>Total</b>	<b>0</b>	

State Representative, 56th District		
( 0 of 57 precincts counted )		
DEM - Michelle Mussman	0	0.00%
REP - Jim Moynihan	0	0.00%
<b>Total</b>	<b>0</b>	

State Representative, 57th District		
( 0 of 65 precincts counted )		
DEM - Elaine Nekritz	0	0.00%
REP - Bill Grossi	0	0.00%
<b>Total</b>	<b>0</b>	

State Representative, 58th District		
( 0 of 7 precincts counted )		
DEM - Scott Drury	0	0.00%
REP - Mark Neerhof	0	0.00%
<b>Total</b>	<b>0</b>	

State Representative, 59th District		
( 0 of 7 precincts counted )		
DEM - Carol Sente	0	0.00%
REP - Leslie Munger	0	0.00%
<b>Total</b>	<b>0</b>	

State Representative, 77th District		
( 0 of 33 precincts counted )		
DEM - Kathleen Willis	0	0.00%
<b>Total</b>	<b>0</b>	

State Representative, 78th District		
( 0 of 55 precincts counted )		
DEM - Camille Lilly	0	0.00%
<b>Total</b>	<b>0</b>	

State Representative, 80th District		
( 0 of 44 precincts counted )		
DEM - Anthony DeLuca	0	0.00%
<b>Total</b>	<b>0</b>	

Summary Report -  
Unofficial Results

**Cook County**  
**General Election**  
**November 4, 2014**

State Representative, 82nd District

( 0 of 35 precincts counted )		
REP - Jim Durkin	0	0.00%
<b>Total</b>	<b>0</b>	

Commissioner, Water Reclamation District

Vote For 3		
( 0 of 1604 precincts counted )		
DEM - Cynthia M. Santos	0	0.00%
DEM - Frank Avila	0	0.00%
DEM - Timothy "Tim" Bradford	0	0.00%
REP - James (Jim) Parrilli	0	0.00%
REP - Herb Schumann	0	0.00%
REP - R. Cary Capparelli	0	0.00%
GRN - Karen Roothaan	0	0.00%
GRN - George Milkowski	0	0.00%
GRN - Michael Smith	0	0.00%
<b>Total</b>	<b>0</b>	

Board President, Cook County

( 0 of 1673 precincts counted )		
DEM - Toni Preckwinkle	0	0.00%
<b>Total</b>	<b>0</b>	

Clerk, Cook County

( 0 of 1673 precincts counted )		
DEM - David D. Orr	0	0.00%
<b>Total</b>	<b>0</b>	

Sheriff, Cook County

( 0 of 1673 precincts counted )		
DEM - Thomas J. Dart	0	0.00%
<b>Total</b>	<b>0</b>	

Treasurer, Cook County

( 0 of 1673 precincts counted )		
DEM - Maria Pappas	0	0.00%
<b>Total</b>	<b>0</b>	

Assessor, Cook County

( 0 of 1673 precincts counted )		
DEM - Joseph Berrios	0	0.00%
<b>Total</b>	<b>0</b>	

Commissioner, County Board 1st District

( 0 of 92 precincts counted )		
DEM - Richard R. Boykin	0	0.00%
<b>Total</b>	<b>0</b>	

Commissioner, County Board 4th District

( 0 of 56 precincts counted )		
DEM - Stanley S. Moore	0	0.00%
<b>Total</b>	<b>0</b>	

Commissioner, County Board 5th District

( 0 of 156 precincts counted )		
DEM - Deborah Sims	0	0.00%
<b>Total</b>	<b>0</b>	

Commissioner, County Board 6th District

( 0 of 228 precincts counted )		
DEM - Joan Patricia Murphy	0	0.00%
<b>Total</b>	<b>0</b>	

Commissioner, County Board 9th District

( 0 of 170 precincts counted )		
DEM - Frank L Mc Partlin	0	0.00%
REP - Peter N. Silvestri	0	0.00%
<b>Total</b>	<b>0</b>	

Commissioner, County Board 11th District

( 0 of 64 precincts counted )		
DEM - John P. Daley	0	0.00%
REP - Carl Segvich	0	0.00%
<b>Total</b>	<b>0</b>	

Commissioner, County Board 13th District

( 0 of 169 precincts counted )		
DEM - Larry Suffredin	0	0.00%
<b>Total</b>	<b>0</b>	

Commissioner, County Board 14th District

( 0 of 217 precincts counted )		
REP - Gregg Goslin	0	0.00%
<b>Total</b>	<b>0</b>	

Commissioner, County Board 15th District

( 0 of 186 precincts counted )		
DEM - Michael A Urban	0	0.00%
REP - Timothy O. Schneider	0	0.00%
<b>Total</b>	<b>0</b>	

Commissioner, County Board 16th District

( 0 of 155 precincts counted )		
DEM - Jeffrey R. Tobolski	0	0.00%
<b>Total</b>	<b>0</b>	

Commissioner, County Board 17th District

( 0 of 261 precincts counted )		
REP - Elizabeth Doody Gorman	0	0.00%
<b>Total</b>	<b>0</b>	

Summary Report -  
Unofficial Results

**Cook County**  
**General Election**  
**November 4, 2014**

Board of Review, 3rd District		
( 0 of 410 precincts counted )		
DEM - Larry Rogers, Jr.	0	0.00%
<b>Total</b>	<b>0</b>	

Superintendent of Schools, DuPage County		
( 0 of 1 precincts counted )		
REP - Darlene J. Ruscitti	0	0.00%
<b>Total</b>	<b>0</b>	

Superintendent of Schools, Kane County		
( 0 of 45 precincts counted )		
REP - Patricia A. Dal Santo	0	0.00%
<b>Total</b>	<b>0</b>	

Superintendent of Schools, Lake County		
( 0 of 18 precincts counted )		
REP - Roycealee J. Wood	0	0.00%
<b>Total</b>	<b>0</b>	

Appellate Court Judge (Vac of Gordon)		
( 0 of 1673 precincts counted )		
DEM - Shelly A. Harris	0	0.00%
<b>Total</b>	<b>0</b>	

Appellate Court Judge (Vac of Murphy)		
( 0 of 1673 precincts counted )		
DEM - David Ellis	0	0.00%
<b>Total</b>	<b>0</b>	

Appellate Court Judge (Vac of Steele)		
( 0 of 1673 precincts counted )		
DEM - John B. Simon	0	0.00%
<b>Total</b>	<b>0</b>	

Judge, Cook County Circuit (Vac of Arnold)		
( 0 of 1673 precincts counted )		
DEM - Bridget Anne Mitchell	0	0.00%
<b>Total</b>	<b>0</b>	

Judge, Cook County Circuit (Vac of Burke)		
( 0 of 1673 precincts counted )		
DEM - Maritza Martinez	0	0.00%
<b>Total</b>	<b>0</b>	

Judge, Cook County Circuit (Vac of Connors)		
( 0 of 1673 precincts counted )		
DEM - Kristal Rivers	0	0.00%
<b>Total</b>	<b>0</b>	

Judge, Cook County Circuit (Vac of Egan)		
( 0 of 1673 precincts counted )		
DEM - Daniel J. Kubasiak	0	0.00%
<b>Total</b>	<b>0</b>	

Judge, Cook County Circuit (Vac of Phelps Felton)		
( 0 of 1673 precincts counted )		
DEM - Patricia O'Brien Sheahan	0	0.00%
<b>Total</b>	<b>0</b>	

Judge, Cook County Circuit (Vac of Howse, Jr.)		
( 0 of 1673 precincts counted )		
DEM - Caroline Kate Moreland	0	0.00%
<b>Total</b>	<b>0</b>	

Judge, Cook County Circuit (Vac of Lowrance)		
( 0 of 1673 precincts counted )		
DEM - Thomas J. Carroll	0	0.00%
<b>Total</b>	<b>0</b>	

Judge, Cook County Circuit (Vac of McDonald)		
( 0 of 1673 precincts counted )		
DEM - Cynthia Y. Cobbs	0	0.00%
<b>Total</b>	<b>0</b>	

Judge, Cook County Circuit (Vac of Neville, Jr.)		
( 0 of 1673 precincts counted )		
DEM - William B. Raines	0	0.00%
<b>Total</b>	<b>0</b>	

Judge, Cook County Circuit (Vac of Reyes)		
( 0 of 1673 precincts counted )		
DEM - Diana Rosario	0	0.00%
<b>Total</b>	<b>0</b>	

Judge, Cook County Circuit (Vac of Hill Veal)		
( 0 of 1673 precincts counted )		
DEM - Andrea Michele Buford	0	0.00%
<b>Total</b>	<b>0</b>	

Judge, 2nd Subcircuit (Vac of O'Neal)		
( 0 of 136 precincts counted )		
DEM - Steven G. Watkins	0	0.00%
<b>Total</b>	<b>0</b>	

Judge, 3rd Subcircuit (Vac of Donnelly)		
( 0 of 76 precincts counted )		
DEM - Terrence J. McGuire	0	0.00%
<b>Total</b>	<b>0</b>	

Summary Report -  
Unofficial Results

**Cook County**  
**General Election**  
**November 4, 2014**

Judge, 4th Subcircuit (Vac of Billik, Jr.)		
( 0 of 249 precincts counted )		
DEM - John J. Mahoney	0	0.00%
REP - Ian Brenson	0	0.00%
<b>Total</b>	<b>0</b>	

Judge, 4th Subcircuit (Vac of Mulhern)		
( 0 of 249 precincts counted )		
DEM - John Michael Allegretti	0	0.00%
<b>Total</b>	<b>0</b>	

Judge, 7th Subcircuit (Vac of Hardy-Campbell)		
( 0 of 57 precincts counted )		
DEM - Robert D. Kuzas	0	0.00%
<b>Total</b>	<b>0</b>	

Judge, 7th Subcircuit (Vac of Taylor)		
( 0 of 57 precincts counted )		
DEM - Judy Rice	0	0.00%
<b>Total</b>	<b>0</b>	

Judge, 9th Subcircuit (Vac of Goldberg)		
( 0 of 164 precincts counted )		
DEM - Megan Elizabeth Goldish	0	0.00%
<b>Total</b>	<b>0</b>	

Judge, 9th Subcircuit (Vac of Meyer)		
( 0 of 164 precincts counted )		
DEM - Anjana Hansen	0	0.00%
<b>Total</b>	<b>0</b>	

Judge, 9th Subcircuit (Vac of Preston)		
( 0 of 164 precincts counted )		
DEM - Abbey Fishman Romanek	0	0.00%
<b>Total</b>	<b>0</b>	

Judge, 10th Subcircuit (Add'l Judge A)		
( 0 of 65 precincts counted )		
DEM - Anthony C. Kyriakopoulos	0	0.00%
<b>Total</b>	<b>0</b>	

Judge, 11th Subcircuit (Add'l Judge A)		
( 0 of 123 precincts counted )		
DEM - Pamela McLean Meyerson	0	0.00%
<b>Total</b>	<b>0</b>	

Judge, 12th Subcircuit (Vac of Jordan)		
( 0 of 252 precincts counted )		
DEM - James L. Kaplan	0	0.00%
REP - James Paul Pieczonka	0	0.00%
<b>Total</b>	<b>0</b>	

Judge, 13th Subcircuit (Vac of Iosco)		
( 0 of 231 precincts counted )		
REP - John Curry	0	0.00%
<b>Total</b>	<b>0</b>	

Judge, 15th Subcircuit (Vac of Doody, Jr.)		
( 0 of 291 precincts counted )		
DEM - Patrick Kevin Coughlin	0	0.00%
<b>Total</b>	<b>0</b>	

Judge, 15th Subcircuit (Vac of Sterba)		
( 0 of 291 precincts counted )		
DEM - Chris Lawler	0	0.00%
<b>Total</b>	<b>0</b>	

Trustee, La Grange Highlands Sanitary District		
( 0 of 11 precincts counted )		
Constance Livingston	0	0.00%
<b>Total</b>	<b>0</b>	

Trustee, South Lyons Township Sanitary District		
Vote For 2		
( 0 of 8 precincts counted )		
Susan M. Felice	0	0.00%
Michael G. Grace	0	0.00%
<b>Total</b>	<b>0</b>	

Trustee, South Palos Township Sanitary District		
Vote For 2		
( 0 of 4 precincts counted )		
Lawrence M. Pichman	0	0.00%
Peter F. Costa	0	0.00%
<b>Total</b>	<b>0</b>	

Thomas E. Hoffman		
( 0 of 1673 precincts counted )		
Yes	0	0.00%
No	0	0.00%
<b>Total</b>	<b>0</b>	

Thomas E. Flanagan		
( 0 of 1673 precincts counted )		
Yes	0	0.00%
No	0	0.00%
<b>Total</b>	<b>0</b>	

Michael P. Toomin		
( 0 of 1673 precincts counted )		
Yes	0	0.00%
No	0	0.00%
<b>Total</b>	<b>0</b>	

**Cook County**  
**General Election**  
**November 4, 2014**

Themis N. Karnezis		
( 0 of 1673 precincts counted )		
Yes	0	0.00%
No	0	0.00%
<b>Total</b>	<b>0</b>	

James Patrick Flannery		
( 0 of 1673 precincts counted )		
Yes	0	0.00%
No	0	0.00%
<b>Total</b>	<b>0</b>	

Sebastian Thomas Patti		
( 0 of 1673 precincts counted )		
Yes	0	0.00%
No	0	0.00%
<b>Total</b>	<b>0</b>	

Mary Ellen Coghlan		
( 0 of 1673 precincts counted )		
Yes	0	0.00%
No	0	0.00%
<b>Total</b>	<b>0</b>	

Kathleen Marie McGury		
( 0 of 1673 precincts counted )		
Yes	0	0.00%
No	0	0.00%
<b>Total</b>	<b>0</b>	

Shelley Lynn Sutker-Dermer		
( 0 of 1673 precincts counted )		
Yes	0	0.00%
No	0	0.00%
<b>Total</b>	<b>0</b>	

Lynn Marie Egan		
( 0 of 1673 precincts counted )		
Yes	0	0.00%
No	0	0.00%
<b>Total</b>	<b>0</b>	

Andrew Berman		
( 0 of 1673 precincts counted )		
Yes	0	0.00%
No	0	0.00%
<b>Total</b>	<b>0</b>	

Diane Gordon Cannon		
( 0 of 1673 precincts counted )		
Yes	0	0.00%
No	0	0.00%
<b>Total</b>	<b>0</b>	

Evelyn B. Clay		
( 0 of 1673 precincts counted )		
Yes	0	0.00%
No	0	0.00%
<b>Total</b>	<b>0</b>	

Clayton J. Crane		
( 0 of 1673 precincts counted )		
Yes	0	0.00%
No	0	0.00%
<b>Total</b>	<b>0</b>	

Candace Jean Fabri		
( 0 of 1673 precincts counted )		
Yes	0	0.00%
No	0	0.00%
<b>Total</b>	<b>0</b>	

John J. Fleming		
( 0 of 1673 precincts counted )		
Yes	0	0.00%
No	0	0.00%
<b>Total</b>	<b>0</b>	

Rodolfo (Rudy) Garcia		
( 0 of 1673 precincts counted )		
Yes	0	0.00%
No	0	0.00%
<b>Total</b>	<b>0</b>	

James J. Gavin		
( 0 of 1673 precincts counted )		
Yes	0	0.00%
No	0	0.00%
<b>Total</b>	<b>0</b>	

Rickey Jones		
( 0 of 1673 precincts counted )		
Yes	0	0.00%
No	0	0.00%
<b>Total</b>	<b>0</b>	

**Cook County  
General Election  
November 4, 2014**

Kathleen G. Kennedy		
( 0 of 1673 precincts counted )		
Yes	0	0.00%
No	0	0.00%
<b>Total</b>	<b>0</b>	

William G. Lacy		
( 0 of 1673 precincts counted )		
Yes	0	0.00%
No	0	0.00%
<b>Total</b>	<b>0</b>	

Marjorie C. Laws		
( 0 of 1673 precincts counted )		
Yes	0	0.00%
No	0	0.00%
<b>Total</b>	<b>0</b>	

Patricia Manila Martin		
( 0 of 1673 precincts counted )		
Yes	0	0.00%
No	0	0.00%
<b>Total</b>	<b>0</b>	

Veronica B. Mathein		
( 0 of 1673 precincts counted )		
Yes	0	0.00%
No	0	0.00%
<b>Total</b>	<b>0</b>	

Edmund Ponce de Leon		
( 0 of 1673 precincts counted )		
Yes	0	0.00%
No	0	0.00%
<b>Total</b>	<b>0</b>	

James L. Rhodes		
( 0 of 1673 precincts counted )		
Yes	0	0.00%
No	0	0.00%
<b>Total</b>	<b>0</b>	

James G. Riley		
( 0 of 1673 precincts counted )		
Yes	0	0.00%
No	0	0.00%
<b>Total</b>	<b>0</b>	

Donald J. Suriano		
( 0 of 1673 precincts counted )		
Yes	0	0.00%
No	0	0.00%
<b>Total</b>	<b>0</b>	

Kenneth J. Wadas		
( 0 of 1673 precincts counted )		
Yes	0	0.00%
No	0	0.00%
<b>Total</b>	<b>0</b>	

Frank G. Zelezinski		
( 0 of 1673 precincts counted )		
Yes	0	0.00%
No	0	0.00%
<b>Total</b>	<b>0</b>	

Gregory Joseph Wojkowski		
( 0 of 1673 precincts counted )		
Yes	0	0.00%
No	0	0.00%
<b>Total</b>	<b>0</b>	

Mary Anne Mason		
( 0 of 1673 precincts counted )		
Yes	0	0.00%
No	0	0.00%
<b>Total</b>	<b>0</b>	

Robert E. Gordon		
( 0 of 1673 precincts counted )		
Yes	0	0.00%
No	0	0.00%
<b>Total</b>	<b>0</b>	

Lewis Nixon		
( 0 of 1673 precincts counted )		
Yes	0	0.00%
No	0	0.00%
<b>Total</b>	<b>0</b>	

Eileen Mary Brewer		
( 0 of 1673 precincts counted )		
Yes	0	0.00%
No	0	0.00%
<b>Total</b>	<b>0</b>	



**Cook County**  
**General Election**  
**November 4, 2014**

Margaret Ann Brennan		
( 0 of 1673 precincts counted )		
Yes	0	0.00%
No	0	0.00%
<b>Total</b>	<b>0</b>	

Janet Adams Brosnahan		
( 0 of 1673 precincts counted )		
Yes	0	0.00%
No	0	0.00%
<b>Total</b>	<b>0</b>	

James Brown		
( 0 of 1673 precincts counted )		
Yes	0	0.00%
No	0	0.00%
<b>Total</b>	<b>0</b>	

Peter A. Felice		
( 0 of 1673 precincts counted )		
Yes	0	0.00%
No	0	0.00%
<b>Total</b>	<b>0</b>	

Kerry M. Kennedy		
( 0 of 1673 precincts counted )		
Yes	0	0.00%
No	0	0.00%
<b>Total</b>	<b>0</b>	

Casandra Lewis		
( 0 of 1673 precincts counted )		
Yes	0	0.00%
No	0	0.00%
<b>Total</b>	<b>0</b>	

Thomas J. Lipscomb		
( 0 of 1673 precincts counted )		
Yes	0	0.00%
No	0	0.00%
<b>Total</b>	<b>0</b>	

Sheila McGinnis		
( 0 of 1673 precincts counted )		
Yes	0	0.00%
No	0	0.00%
<b>Total</b>	<b>0</b>	

Dennis Michael McGuire		
( 0 of 1673 precincts counted )		
Yes	0	0.00%
No	0	0.00%
<b>Total</b>	<b>0</b>	

William Timothy O'Brien		
( 0 of 1673 precincts counted )		
Yes	0	0.00%
No	0	0.00%
<b>Total</b>	<b>0</b>	

Laura Marie Sullivan		
( 0 of 1673 precincts counted )		
Yes	0	0.00%
No	0	0.00%
<b>Total</b>	<b>0</b>	

Sandra Tristano		
( 0 of 1673 precincts counted )		
Yes	0	0.00%
No	0	0.00%
<b>Total</b>	<b>0</b>	

Valarie E. Turner		
( 0 of 1673 precincts counted )		
Yes	0	0.00%
No	0	0.00%
<b>Total</b>	<b>0</b>	

Raul Vega		
( 0 of 1673 precincts counted )		
Yes	0	0.00%
No	0	0.00%
<b>Total</b>	<b>0</b>	

Marilyn F. Johnson		
( 0 of 1673 precincts counted )		
Yes	0	0.00%
No	0	0.00%
<b>Total</b>	<b>0</b>	

Michael B. Hyman		
( 0 of 1673 precincts counted )		
Yes	0	0.00%
No	0	0.00%
<b>Total</b>	<b>0</b>	

Summary Report -  
Unofficial Results

**Cook County**  
**General Election**  
**November 4, 2014**

Joan E. Powell		
( 0 of 1673 precincts counted )		
Yes	0	0.00%
No	0	0.00%
<b>Total</b>	<b>0</b>	

Patrick J. Sherlock		
( 0 of 1673 precincts counted )		
Yes	0	0.00%
No	0	0.00%
<b>Total</b>	<b>0</b>	

Anita Rivkin-Carothers		
( 0 of 1673 precincts counted )		
Yes	0	0.00%
No	0	0.00%
<b>Total</b>	<b>0</b>	

Maureen Ward Kirby		
( 0 of 1673 precincts counted )		
Yes	0	0.00%
No	0	0.00%
<b>Total</b>	<b>0</b>	

Edward A. Arce		
( 0 of 1673 precincts counted )		
Yes	0	0.00%
No	0	0.00%
<b>Total</b>	<b>0</b>	

James N. O'Hara		
( 0 of 1673 precincts counted )		
Yes	0	0.00%
No	0	0.00%
<b>Total</b>	<b>0</b>	

Mauricio Araujo		
( 0 of 1673 precincts counted )		
Yes	0	0.00%
No	0	0.00%
<b>Total</b>	<b>0</b>	

Eileen O'Neill Burke		
( 0 of 1673 precincts counted )		
Yes	0	0.00%
No	0	0.00%
<b>Total</b>	<b>0</b>	

Thomas J. Byrne		
( 0 of 1673 precincts counted )		
Yes	0	0.00%
No	0	0.00%
<b>Total</b>	<b>0</b>	

Ann Collins-Dole		
( 0 of 1673 precincts counted )		
Yes	0	0.00%
No	0	0.00%
<b>Total</b>	<b>0</b>	

Donna L. Cooper		
( 0 of 1673 precincts counted )		
Yes	0	0.00%
No	0	0.00%
<b>Total</b>	<b>0</b>	

Anna Helen Demacopoulos		
( 0 of 1673 precincts counted )		
Yes	0	0.00%
No	0	0.00%
<b>Total</b>	<b>0</b>	

Margarita Kulys Hoffman		
( 0 of 1673 precincts counted )		
Yes	0	0.00%
No	0	0.00%
<b>Total</b>	<b>0</b>	

Diana L. Kenworthy		
( 0 of 1673 precincts counted )		
Yes	0	0.00%
No	0	0.00%
<b>Total</b>	<b>0</b>	

Pamela Elizabeth Loza		
( 0 of 1673 precincts counted )		
Yes	0	0.00%
No	0	0.00%
<b>Total</b>	<b>0</b>	

Annie O'Donnell		
( 0 of 1673 precincts counted )		
Yes	0	0.00%
No	0	0.00%
<b>Total</b>	<b>0</b>	

**Cook County  
General Election  
November 4, 2014**

Jackie Marie Portman		
( 0 of 1673 precincts counted )		
Yes	0	0.00%
No	0	0.00%
<b>Total</b>	<b>0</b>	

Pat Rogers		
( 0 of 1673 precincts counted )		
Yes	0	0.00%
No	0	0.00%
<b>Total</b>	<b>0</b>	

Dominique C. Ross		
( 0 of 1673 precincts counted )		
Yes	0	0.00%
No	0	0.00%
<b>Total</b>	<b>0</b>	

Kristyna Colleen Ryan		
( 0 of 1673 precincts counted )		
Yes	0	0.00%
No	0	0.00%
<b>Total</b>	<b>0</b>	

Debra B. Walker		
( 0 of 1673 precincts counted )		
Yes	0	0.00%
No	0	0.00%
<b>Total</b>	<b>0</b>	

Ursula Walowski		
( 0 of 1673 precincts counted )		
Yes	0	0.00%
No	0	0.00%
<b>Total</b>	<b>0</b>	

Statewide, Minimum Wage		
( 0 of 1673 precincts counted )		
Yes	0	0.00%
No	0	0.00%
<b>Total</b>	<b>0</b>	

Statewide, Women's Health		
( 0 of 1673 precincts counted )		
Yes	0	0.00%
No	0	0.00%
<b>Total</b>	<b>0</b>	

Statewide, Millionaire's Tax		
( 0 of 1673 precincts counted )		
Yes	0	0.00%
No	0	0.00%
<b>Total</b>	<b>0</b>	

Countywide, Mental Health Services		
( 0 of 1673 precincts counted )		
Yes	0	0.00%
No	0	0.00%
<b>Total</b>	<b>0</b>	

Countywide, Universal Background Checks		
( 0 of 1673 precincts counted )		
Yes	0	0.00%
No	0	0.00%
<b>Total</b>	<b>0</b>	

Village of Barrington, Home Rule		
( 0 of 6 precincts counted )		
Yes	0	0.00%
No	0	0.00%
<b>Total</b>	<b>0</b>	

Village of Berkeley, Electrical Aggregation		
( 0 of 4 precincts counted )		
Yes	0	0.00%
No	0	0.00%
<b>Total</b>	<b>0</b>	

Village of Burr Ridge, Stipends		
( 0 of 6 precincts counted )		
Yes	0	0.00%
No	0	0.00%
<b>Total</b>	<b>0</b>	

City of Country Club Hills, Term Limits		
( 0 of 14 precincts counted )		
Yes	0	0.00%
No	0	0.00%
<b>Total</b>	<b>0</b>	

Village of Crestwood, Home Rule		
( 0 of 10 precincts counted )		
Yes	0	0.00%
No	0	0.00%
<b>Total</b>	<b>0</b>	

**Cook County  
General Election  
November 4, 2014**

City of Des Plaines, Electrical Aggregation		
( 0 of 44 precincts counted )		
Yes	0	0.00%
No	0	0.00%
<b>Total</b>	<b>0</b>	

Village of Harwood Heights, "Fly Quiet"		
( 0 of 5 precincts counted )		
Yes	0	0.00%
No	0	0.00%
<b>Total</b>	<b>0</b>	

Village of Harwood Heights, Noise Contour		
( 0 of 5 precincts counted )		
Yes	0	0.00%
No	0	0.00%
<b>Total</b>	<b>0</b>	

Village of Indian Head Park, Heritage Center		
( 0 of 5 precincts counted )		
Yes	0	0.00%
No	0	0.00%
<b>Total</b>	<b>0</b>	

Village of Lynwood, Home Rule		
( 0 of 7 precincts counted )		
Yes	0	0.00%
No	0	0.00%
<b>Total</b>	<b>0</b>	

Village of Lyons, Sales Tax		
( 0 of 8 precincts counted )		
Yes	0	0.00%
No	0	0.00%
<b>Total</b>	<b>0</b>	

Village of Matteson, Home Rule		
( 0 of 12 precincts counted )		
Yes	0	0.00%
No	0	0.00%
<b>Total</b>	<b>0</b>	

Village of Niles, Trustee Vacancy		
( 0 of 24 precincts counted )		
Yes	0	0.00%
No	0	0.00%
<b>Total</b>	<b>0</b>	

Village of Norridge, "Fly Quiet" Restrictions		
( 0 of 10 precincts counted )		
Yes	0	0.00%
No	0	0.00%
<b>Total</b>	<b>0</b>	

City of Palos Heights, Issue Bonds		
( 0 of 14 precincts counted )		
Yes	0	0.00%
No	0	0.00%
<b>Total</b>	<b>0</b>	

City of Park Ridge, Library Tax Rate		
( 0 of 31 precincts counted )		
Yes	0	0.00%
No	0	0.00%
<b>Total</b>	<b>0</b>	

City of Park Ridge, Pollution Standards		
( 0 of 31 precincts counted )		
Yes	0	0.00%
No	0	0.00%
<b>Total</b>	<b>0</b>	

City of Prospect Heights, Appoint City Clerk		
( 0 of 11 precincts counted )		
Yes	0	0.00%
No	0	0.00%
<b>Total</b>	<b>0</b>	

City of Prospect Heights, Appoint City Treasurer		
( 0 of 11 precincts counted )		
Yes	0	0.00%
No	0	0.00%
<b>Total</b>	<b>0</b>	

Village of Riverdale, Medical Cannabis Cultivation		
( 0 of 9 precincts counted )		
Yes	0	0.00%
No	0	0.00%
<b>Total</b>	<b>0</b>	

Village of Riverdale, Dispensing Medical Cannabis		
( 0 of 9 precincts counted )		
Yes	0	0.00%
No	0	0.00%
<b>Total</b>	<b>0</b>	

Summary Report -  
Unofficial Results

**Cook County**  
**General Election**  
**November 4, 2014**

Village of Riverdale, Parking		
( 0 of 9 precincts counted )		
Yes	0	0.00%
No	0	0.00%
<b>Total</b>	<b>0</b>	

Village of Riverside, Issue Bonds		
( 0 of 9 precincts counted )		
Yes	0	0.00%
No	0	0.00%
<b>Total</b>	<b>0</b>	

Village of Summit, 911 Surcharge		
( 0 of 3 precincts counted )		
Yes	0	0.00%
No	0	0.00%
<b>Total</b>	<b>0</b>	

Village of Tinley Park, Term Limits		
( 0 of 37 precincts counted )		
Yes	0	0.00%
No	0	0.00%
<b>Total</b>	<b>0</b>	

Berwyn Township, Amend Constitution		
( 0 of 34 precincts counted )		
Yes	0	0.00%
No	0	0.00%
<b>Total</b>	<b>0</b>	

Oak Park Township, Universal Background Checks		
( 0 of 38 precincts counted )		
Yes	0	0.00%
No	0	0.00%
<b>Total</b>	<b>0</b>	

Oak Park Township, Trans Pacific Partnership		
( 0 of 38 precincts counted )		
Yes	0	0.00%
No	0	0.00%
<b>Total</b>	<b>0</b>	

Unincorporated Maine Township, Electricity		
( 0 of 21 precincts counted )		
Yes	0	0.00%
No	0	0.00%
<b>Total</b>	<b>0</b>	

Inverness Park District, Number of Commissioners		
( 0 of 5 precincts counted )		
Yes	0	0.00%
No	0	0.00%
<b>Total</b>	<b>0</b>	

Lan Oak Park District, Increase Limiting Rate		
( 0 of 22 precincts counted )		
Yes	0	0.00%
No	0	0.00%
<b>Total</b>	<b>0</b>	

Gail Borden Public Library, Annexation		
( 0 of 18 precincts counted )		
Yes	0	0.00%
No	0	0.00%
<b>Total</b>	<b>0</b>	

Lemont Public Library District, Issue Bonds		
( 0 of 14 precincts counted )		
Yes	0	0.00%
No	0	0.00%
<b>Total</b>	<b>0</b>	

School District 79, Increase Limiting Rate		
( 0 of 6 precincts counted )		
Yes	0	0.00%
No	0	0.00%
<b>Total</b>	<b>0</b>	

School District 92 1/2, Increase Limiting Rate		
( 0 of 15 precincts counted )		
Yes	0	0.00%
No	0	0.00%
<b>Total</b>	<b>0</b>	

School District 157, Issue bonds		
( 0 of 6 precincts counted )		
Yes	0	0.00%
No	0	0.00%
<b>Total</b>	<b>0</b>	

School District 169, Tax Extension		
( 0 of 5 precincts counted )		
Yes	0	0.00%
No	0	0.00%
<b>Total</b>	<b>0</b>	

High School District 86, Collective Bargaining

---

( 0 of 4 precincts counted )

Yes	0	0.00%
No	0	0.00%
<b>Total</b>	<b>0</b>	

High School District 203, Issue Bonds

---

( 0 of 52 precincts counted )

Yes	0	0.00%
No	0	0.00%
<b>Total</b>	<b>0</b>	

Elk Grove Rural Fire Prot District, # of Trustees

---

( 0 of 6 precincts counted )

Yes	0	0.00%
No	0	0.00%
<b>Total</b>	<b>0</b>	

Palatine Rural Fire Protection Dist., Special Tax

---

( 0 of 21 precincts counted )

Yes	0	0.00%
No	0	0.00%
<b>Total</b>	<b>0</b>	