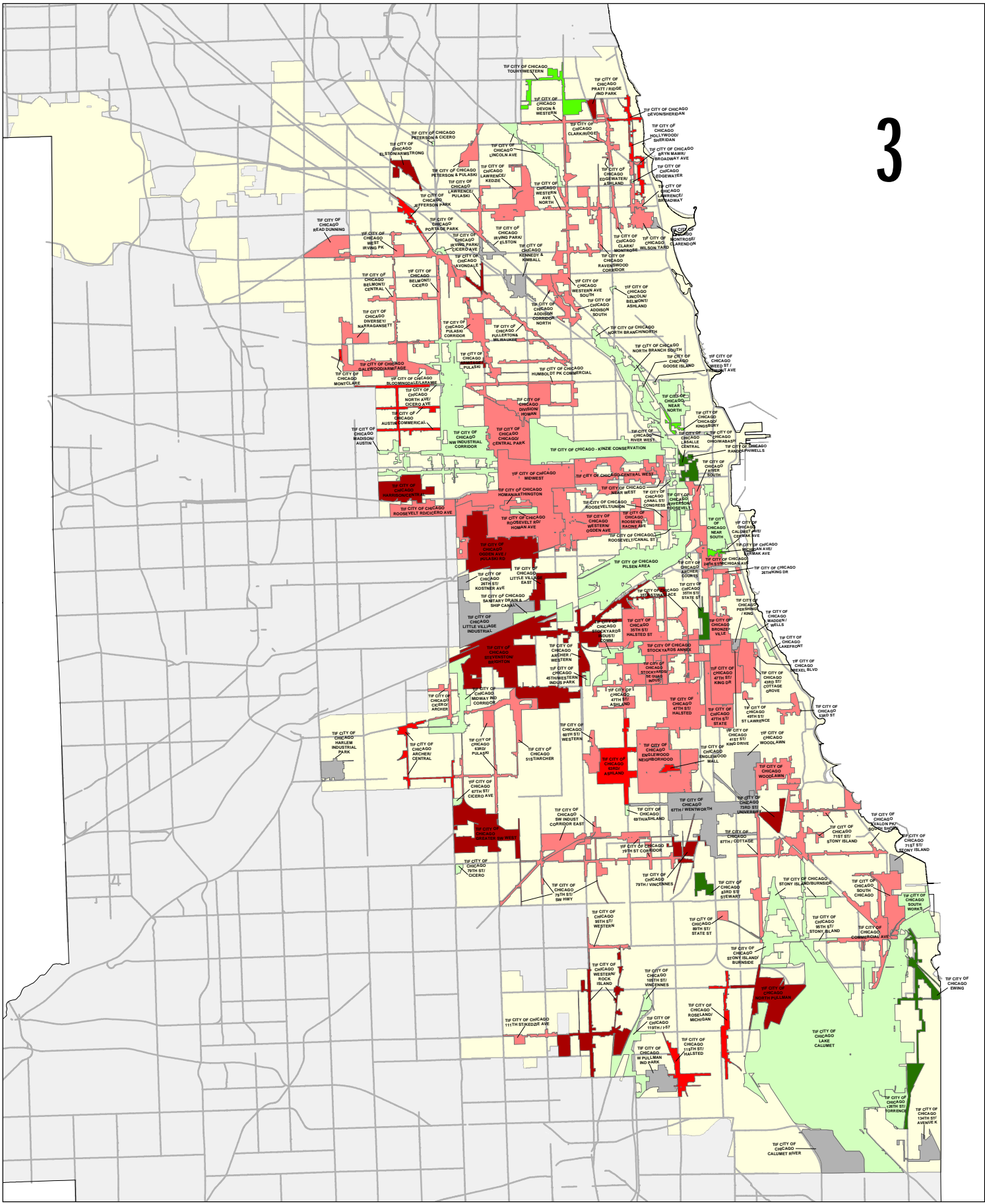
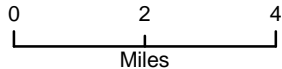


Percent Change in Tax Revenue for City of Chicago Tax Increment Financing Districts from Tax Year 2011 to Tax Year 2012

3

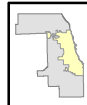


David Orr
Cook County Clerk



LEGEND

Chicago	Suburban Cook	Road
TIF by Percent Change in Tax Revenue from 2011 to 2012	No Change	Up 0% to 25%
Down 50% or more	Up 25% to 50%	Up 50% or more
Down 25% to 50%	Up 0% to 25%	
Down 0% to 25%		



This map represents tax year 2012 TIFs only. Former and future TIFs are not shown.
 This map was created using Cook County GIS Data by the Cook County Clerk Map Dept 4th Floor 118 N Clark Street, Chicago, IL 60602
www.cookcountyclerk.com
 ©2013 Cook County, Illinois; All Rights Reserved