



COOK COUNTY CLERK DAVID ORR

69 W. Washington, Suite 500, Chicago, Illinois 60602



TEL (312) 603-0996 FAX (312) 603-9788 WEB cookcountyclerk.com

**Suburban Cook County
Nov. 2, 2010 General Election**

- Registered Voters: 1,369,742*
- Grace-period registrants: 1,582
- Absentee ballot applications: 32,000
- Precincts: 1,937
- Polling places: 1,218
- Election judges working on Election Day: 9,500
- College students applying to work Election Day: 732
- High school students applying to work Election Day: 3,500
- Contests: 144**
- Candidates on Ballot: 263**
- Referenda: 41
- Ballot Styles: 422
- Townships voting in suburban Cook County: 30
- Municipalities in suburban Cook County: 132

**SUBURBAN COOK COUNTY TURNOUT
SINCE THE LAST GUBERNATORIAL ELECTION**

Election	March 2006	Nov. 2006	Feb. 2008	Nov. 2008	Feb. 2010	Nov. 2010
Registered Voters	1,383,846	1,370,230	1,350,580	1,436,210	1,439,415	1,369,742*
Turnout	345,970 (25.0%)	680,696 (49.7%)	585,449 (43.3%)	1,056,242 (73.5%)	367,688 (25.5%)	

Media credentials

Members of the media will not need a paper credential provided by the Clerk's office. However, election judges will require news reporters, photographers and TV crews to show a government-issued or company identification card. Please remember that interviews cannot be conducted inside the polling place.

*As of 9 a.m., October 28, 2010

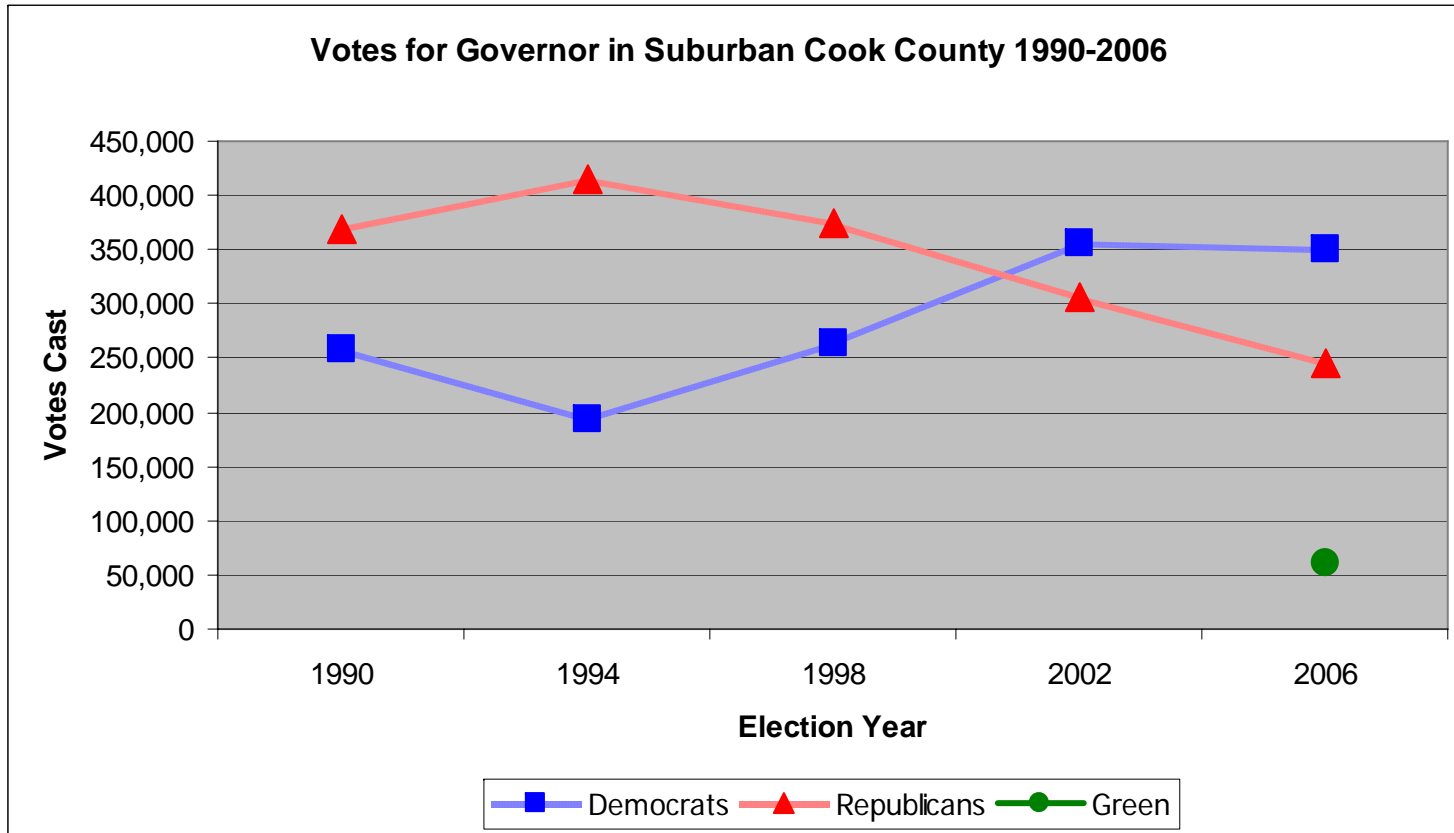
**Does not include 65 judicial retention races.

Suburban Cook County Voter Registration History

Township	# of Registered Voters			% Change 2006-2010	% Change 2008-2010
	Nov. 2006	Nov. 2008	Nov. 2010		
Barrington	9,431	10,007	9,811	4%	-2%
Berwyn	23,859	25,696	24,405	2%	-5%
Bloom	53,370	56,014	51,569	-3%	-8%
Bremen	64,753	68,307	64,448	0%	-6%
Calumet	10,279	11,246	10,479	2%	-7%
Cicero	25,346	26,824	26,464	4%	-1%
Elk Grove	43,517	45,353	43,527	0%	-4%
Evanston	45,891	47,062	43,166	-6%	-8%
Hanover	38,858	42,294	41,946	8%	-1%
Lemont	12,310	13,134	13,144	7%	0%
Leydon	42,612	43,974	42,450	0%	-3%
Lyons	60,203	62,509	59,543	-1%	-5%
Maine	72,767	75,645	73,411	1%	-3%
New Trier	38,168	39,490	38,330	0%	-3%
Niles	60,467	63,411	61,360	1%	-3%
Northfield	55,747	57,271	55,546	0%	-3%
Norwood Park	15,009	15,447	14,846	-1%	-4%
Oak Park	33,773	35,549	33,384	-1%	-6%
Orland	63,588	65,884	64,489	1%	-2%
Palatine	58,887	61,808	59,321	1%	-4%
Palos	32,156	33,172	32,157	0%	-3%
Proviso	86,975	90,903	83,888	-4%	-8%
Rich	46,442	51,423	48,099	4%	-6%
River Forest	7,291	7,592	7,206	-1%	-5%
Riverside	10,097	10,474	10,131	0%	-3%
Schaumburg	67,213	70,084	67,048	0%	-4%
Stickney	18,519	19,213	18,695	1%	-3%
Thornton	102,661	109,744	101,130	-1%	-8%
Wheeling	84,021	87,454	83,932	0%	-4%
Worth	86,020	89,226	85,817	0%	-4%
Suburban Total	1,370,230	1,436,210	1,369,742	0%	-5%

(As of 9 a.m.,
10/28/2010)

Gubernatorial General Elections



	1990		1994		1998		2002		2006		
Registration	1,245,107		1,272,630		1,262,137		1,365,947		1,370,230		
Turnout	52.80%		49.70%		53.90%		51.10%		49.70%		
Candidate	Hartigan-D	Edgar-R	Netsch-D	Edgar-R	Poshard-D	Ryan-R	Blagojevich-D	Ryan-R	Blagojevich-D	Topinka-R	Whitney-G
Votes	257,366	369,238	193,675	414,921	263,669	373,642	356,524	305,600	349,676	245,796	61,425



COOK COUNTY CLERK DAVID ORR
 69 W. Washington, Suite 500, Chicago, Illinois 60602



These phone numbers apply to **suburban** Cook County precincts **ONLY!**

Election Day Phone Numbers

(for publication)

Media Inquires	312.603.0931 312.603.0993 312.603.0997
Legal To report voter fraud or irregularities	312.603.0236
<u>Automated Directory</u> Election Information * Polling place location * Other voter services	312.603.0906 cookcountyclerk.com
Voter Verification Status Check	312.603.0239 cookcountyclerk.com
Election Information	Spanish 312.603.6767 Chinese 312.603.6769 Polish 312.603.6770
Disabled Voters Hospitalized Voters, Curbside Voting	312.603.0929
TDD Hearing Impaired	312.603.0902
Election Results	cookcountyclerk.com

EARLY / ABSENTEE VOTER LIST

November 2, 2010
General Election

Stamp the applications of all persons on this list with the EARLY/ABSENTEE VOTER stamp



Do not tear stamped applications out of the book.

Instructions

Persons who **MAY NOT** vote in the polling place*:

- E** Early voters
- G** Grace-period voters
- AR** Absentee voters whose voted ballot has been received by the Clerk's office

Persons who **MAY** vote by completing a **Universal Voter's Affidavit**:

- A** Voters who were mailed an absentee ballot but either:
 1. Claim they did not receive it, or
 2. Submit their absentee ballot to the election judges in order to vote in precinct instead

* If a voter insists they are on this list in error, they may be issued a provisional ballot.

Questions?

Call the Voter Verification Hotline at (312) 603-0239.

RIVERSIDE TOWNSHIP Pct: 9200001 Date Range: From 10-05-2010 To 11-02-2010

<u>Special Name Info</u>	<u>Address</u>	<u>Precinct</u>
E	[REDACTED]	RIVERSIDE, IL 60546
G	[REDACTED]	RIVERSIDE, IL 60546
AR	[REDACTED]	RIVERSIDE, IL 60546
A	[REDACTED]	RIVERSIDE, IL 60546
G	[REDACTED]	RIVERSIDE, IL 60546
E	[REDACTED]	RIVERSIDE, IL 60546
AR	[REDACTED]	RIVERSIDE, IL 60546
A	[REDACTED]	RIVERSIDE, IL 60546
E	[REDACTED]	RIVERSIDE, IL 60546

Key: A = Absentee ballot mailed; AR = Absentee ballot received; E = Early voters; G = Grace-period voters

Cook County Specimen Ballot

General Election

Condado de Cook Boleta de Muestra

Style: 70-1

Tuesday, November 02, 2010
Martes, 2 De Noviembre, 2010

Barrington Township Pct(s): 4

Instructions / Instrucciones	
	<p>To vote, draw a line to connect the arrow's head to its tail. If you make other marks, your vote may not count.</p>
	<p>To vote for a write-in candidate, write name on line provided and connect corresponding arrow.</p>
	<p>If you make a mistake, ask for a new ballot.</p>
<p>Para votar, trace una línea para conectar la punta de las flechas a su cola. Si hace otras marcas, se podría invalidar su voto.</p>	
<p>Para votar por una persona que no aparece en la boleta, escriba el nombre de la persona usando el espacio designado 'voto por escrito', y conecte la flecha correspondiente.</p>	
<p>Si comete un error, pida una boleta nueva.</p>	

for official use only
para uso oficial solamente

Precinct number stamp here

Judge's initials

Begin voting here
Comience a votar aquí

Proposed Amendment to the 1970 Illinois Constitution
Enmienda propuesta a la Constitución de Illinois de 1970

Explanation of Amendment
The proposed amendment, which takes effect upon approval by the voters, adds a new section to the Suffrage and Elections Article of the Illinois Constitution. The new section would provide the State's electors with an option to petition for a special election to recall a Governor and for the special election of a successor Governor. At the general election to be held on November 2, 2010, you will be called upon to decide whether the proposed amendment should become part of the Illinois Constitution.

If you believe the Illinois Constitution should be amended to provide for a special election to recall a Governor and for a special election to elect a successor Governor, you should vote "YES" on the question. If you believe the Illinois Constitution should not be amended to provide for a special election to recall a Governor and for a special election to elect a successor Governor, you should vote "NO" on the question. Three-fifths of those voting on the question or a majority of those voting in the election must vote "YES" in order for the amendment to become effective.

For the proposed addition of Section 7 to Article III of the Illinois Constitution.

Explicación de la enmienda

La enmienda propuesta, que entraría en vigor al ser aprobada por los votantes, añade una nueva sección al Artículo sobre Sufragio y Elecciones de la Constitución de Illinois. La nueva sección proporcionaría a los electores estatales la opción de pedir una elección especial para remover a un gobernador y la elección especial de un gobernador sucesor. En las elecciones generales que se efectuarán el 2 de noviembre de 2010, se le pedirá que decida si la enmienda propuesta debe convertirse en parte de la Constitución de Illinois.

Si usted considera que la Constitución de Illinois se debe enmendar con el propósito de establecer una elección especial para remover a un Gobernador y una elección especial para elegir a un Gobernador sucesor, usted debe votar "SÍ" en esa pregunta. Si usted considera que la Constitución de Illinois no se debe enmendar con el propósito de establecer una elección especial para remover a un Gobernador y una elección especial para elegir a un Gobernador sucesor, usted debe votar "NO" en esa pregunta. Tres quintas partes de los que voten en esa pregunta o una mayoría de los votantes en las elecciones debe votar "SÍ" para que la enmienda entre en vigor.

Para la adición propuesta a la Sección 7 del Artículo III de la Constitución de Illinois.

Yes / Sí

No / No

United States Senator (For a six year term) Senador de los Estados Unidos (Para un término de seis años) Vote for One / Vote por Uno	
1	Mark Steven Kirk Republican
2	Alexander "Alexi" Giannoulas Democratic
3	LeAlan M. Jones Green
4	Mike Labno Libertarian
<i>write-in</i> voto por escrito	
United States Senator (For an unexpired term) Senador de los Estados Unidos (Para un término no vencido) Vote for One / Vote por Uno	
9	Mark Steven Kirk Republican
10	Alexander "Alexi" Giannoulas Democratic
11	LeAlan M. Jones Green
12	Mike Labno Libertarian
<i>write-in</i> voto por escrito	
Governor & Lieutenant Governor Gobernador y Teniente Gobernador Vote for One / Vote por Uno	
17	Bill Brady & Jason Plummer Republican
18	Pat Quinn & Sheila Simon Democratic
19	Rich Whitney & Don W. Crawford Green
20	Lex Green & Ed Rutledge Libertarian
22	Scott Lee Cohen & Baxter B. Swilley Independent
<i>write-in</i> voto por escrito	
Attorney General Abogado Fiscal Vote for One / Vote por Uno	
24	Steve Kim Republican
25	Lisa Madigan Democratic
26	David F. Black Green
27	Bill Malan Libertarian
<i>write-in</i> voto por escrito	

Secretary of State Secretario del Estado Vote for One / Vote por Uno	
30	Robert Enriquez Republican
31	Jesse White Democratic
32	Josh Hanson Libertarian
<i>write-in</i> voto por escrito	
Comptroller Contralor Vote for One / Vote por Uno	
35	Judy Baar Topinka Republican
36	David E. Miller Democratic
37	R. Erika Schafer Green
38	Julie Fox Libertarian
<i>write-in</i> voto por escrito	
Treasurer Tesorero Vote for One / Vote por Uno	
41	Dan Rutherford Republican
42	Robin Kelly Democratic
43	Scott K. Summers Green
44	James Pauly Libertarian
<i>write-in</i> voto por escrito	
U.S. Representative, 8th District Representante Federal, 8.º Dto. Vote for One / Vote por Uno	
47	Joe Walsh Republican
48	Melissa Bean Democratic
49	Bill Scheurer Green
State Representative, 54th District Representante Estatal, 54.º Dto. Vote for One / Vote por Uno	
52	Thomas R. "Tom" Morrison Republican
53	Matt Flamm Democratic

Remember: vote both sides

Recuerde: vote ambos lados de la boleta



PERF



PERF

Style: 70-1

16-70-1A-2-S

Optech 3PE4c
Version 70
© Copyright 2000 Election Resources Corporation

President of County Board
Presidente de la Mesa del Condado
Vote for One / Vote por Uno

63 **Roger A. Keats**
Republican

64 **Toni Preckwinkle**
Democratic

65 **Thomas Tresser**
Green

County Clerk
Secretario del Condado
Vote for One / Vote por Uno

66 **Angel Garcia**
Republican

67 **David D. Orr**
Democratic

County Sheriff
Alguacil del Condado
Vote for One / Vote por Uno

68 **Frederick Collins**
Republican

69 **Thomas J. Dart**
Democratic

70 **Marshall P. Lewis**
Green

County Treasurer
Tesorero del Condado
Vote for One / Vote por Uno

71 **Carol A. Morse**
Republican

72 **Maria Pappas**
Democratic

County Assessor
Asesor del Condado
Vote for One / Vote por Uno

73 **Sharon Strobeck-Eckersall**
Republican

74 **Joseph Berrios**
Democratic

75 **Robert C. Grotz**
Green

76 **Forrest Claypool**
Independent

County Commissioner, 14th District
Comisionado del Condado, 14.º Dto.
Vote for One / Vote por Uno

77 **Gregg Goslin**
Republican

78 **Jennifer Bishop Jenkins**
Democratic

Board of Review, 1st District
Junta de Revisiones, 1.º Dto.
Vote for One / Vote por Uno

80 **Dan Patlak**
Republican

81 **Brendan F. Houlihan**
Democratic

Regional Superintendent of Schools (Kane County)
Superintendente Regional de Escuelas (Condado de Kane)
Vote for One / Vote por Uno

82 **Douglas E. Johnson**
Republican

Judge of the Appellate Court (Vacancy of McNulty)
Juez de la Corte de Apelaciones
(Vacante de McNulty)
Vote for One / Vote por Uno

84 **James R. Epstein**
Democratic

Judge of the Appellate Court (Vacancy of O'Malley)
Juez de la Corte de Apelaciones
(Vacante de O'Malley)
Vote for One / Vote por Uno

85 **Aurelia Marie Pucinski**
Democratic

Judge of the Appellate Court (Vacancy of South)
Juez de la Corte de Apelaciones
(Vacante de South)
Vote for One / Vote por Uno

86 **Mary Katherine Rochford**
Democratic

Judge of the Circuit Court (Vacancy of Berland)
Juez de la Corte de Circuito
(Vacante de Berland)
Vote for One / Vote por Uno

87 **William H. Hooks**
Democratic

Judge of the Circuit Court (Vacancy of Bronstein)
Juez de la Corte de Circuito
(Vacante de Bronstein)
Vote for One / Vote por Uno

88 **Terry MacCarthy**
Democratic

Judge of the Circuit Court (Vacancy of Dolan)
Juez de la Corte de Circuito
(Vacante de Dolan)
Vote for One / Vote por Uno

89 **Susan Kennedy Sullivan**
Democratic

Judge of the Circuit Court (Vacancy of Hayes)
Juez de la Corte de Circuito
(Vacante de Hayes)
Vote for One / Vote por Uno

90 **Raymond W. Mitchell**
Democratic

Judge of the Circuit Court (Vacancy of Kelley)
Juez de la Corte de Circuito
(Vacante de Kelley)
Vote for One / Vote por Uno

91 **John Patrick Callahan, Jr.**
Democratic

Judge of the Circuit Court (Vacancy of McCarthy)
Juez de la Corte de Circuito
(Vacante de McCarthy)
Vote for One / Vote por Uno

92 **Maureen Masterson Pulia**
Republican

93 **Daniel J. Gallagher**
Democratic

Judge of the Circuit Court (Vacancy of O'Malley)
Juez de la Corte de Circuito
(Vacante de O'Malley)
Vote for One / Vote por Uno

94 **Thomas V. Lyons**
Democratic

Judge of the Circuit Court (Vacancy of Riley)
Juez de la Corte de Circuito
(Vacante de Riley)
Vote for One / Vote por Uno

95 **Sandra G. Ramos**
Democratic



Score 1

COOK COUNTY

Run Date: 09/10/2010 01:50:43 a

Last Printed: 9/10/10 11:21



Score



Trim

16-70-1A-2-S

Remember: vote both sides

Recuerde: vote ambos lados de la boleta



Trim

Cook County Specimen Judicial Retention Ballot General Election

Style: 501

Condado de Cook Boleta de Muestra de Retención de Jueces del Condado de Cook
Eleccion General
For Use In All Precincts

Tuesday, November 2, 2010
Martes, 2 de Noviembre, 2010

Instructions Instrucciones	
	<p>To vote, draw a line to connect the arrow's head to its tail. If you make other marks, your vote may not count.</p> <p>Para votar, trace una línea para conectar la punta de las flechas a su cola . Si hace otras marcas, se podría invalidar su voto.</p>
<p>If you make a mistake, ask for a new ballot. Si comete un error, pida una boleta nueva.</p>	

for official use only
para uso oficial solamente

Precinct number stamp here

Judge's initials

Begin voting here
Comience a votar aquí

Ballot for Judicial candidates seeking retention in office.
Boleta para candidatos judiciales procurando retención en oficio.

"Vote on the Proposition with respect to all or any of the Judges listed on this ballot. No Judge listed is running against any other Judge. The sole question is whether each Judge shall be retained in his or her present office."
Vote "Yes" or "No".
"Vote sobre la Proposición con respecto a todos o cualesquiera de los Jueces listados en esta boleta. Ningun Juez en esta lista esta en contienda contra ningún otro Juez. La única pregunta es si cada uno de estos Jueces debiera de ser retenido en su presente oficio."
Vote "Si" o "No".

Judicial Retention Supreme Court
Retención Judicial en la Corte Suprema
"Shall each of the persons listed be retained in office as Judge of the Supreme Court, First Judicial District?"
"¿Debe cada una de las personas listadas permanecer en su cargo como Juez de la Corte Suprema, Primer Distrito Judicial?"

Charles E. Freeman	200 Yes/Si	←	▶
	201 No/No	←	▶
Thomas R. Fitzgerald	202 Yes/Si	←	▶
	203 No/No	←	▶

Judicial Retention Appellate Court
Retención Judicial Corte de Apelaciones
"Shall each of the persons listed be retained in office as Judge of the Appellate Court, First Judicial District?"
"¿Debe cada una de las personas listadas permanecer en su cargo como Juez de la Corte de Apelaciones, Primer Distrito Judicial?"

Joseph Gordon	204 Yes/Si	←	▶
	205 No/No	←	▶
Shelvin Louise Marie Hall	206 Yes/Si	←	▶
	207 No/No	←	▶

Judicial Retention Circuit Court
Retención Judicial Corte de Circuito
"Shall each of the persons listed be retained in office as Judge of the Circuit Court, Cook County Judicial Circuit?"
"¿Debe cada una de las personas listadas permanecer en su cargo como Juez de la Corte de Circuito, Circuito Judicial del Condado de Cook?"

Sophia H. Hall	208 Yes/Si	←	▶
	209 No/No	←	▶
Irwin J. Solganick	210 Yes/Si	←	▶
	211 No/No	←	▶

Alexander Patrick White	212 Yes/Si	←	▶
	213 No/No	←	▶
Donald J. O'Brien, Jr.	214 Yes/Si	←	▶
	215 No/No	←	▶
Vincent Michael Gaughan	216 Yes/Si	←	▶
	217 No/No	←	▶
William D. Maddux	218 Yes/Si	←	▶
	219 No/No	←	▶
Robert W. Bertucci	220 Yes/Si	←	▶
	221 No/No	←	▶
Richard J. Billik, Jr.	222 Yes/Si	←	▶
	223 No/No	←	▶
Jennifer Duncan Brice	224 Yes/Si	←	▶
	225 No/No	←	▶
Thomas Michael Davy	226 Yes/Si	←	▶
	227 No/No	←	▶
David Delgado	228 Yes/Si	←	▶
	229 No/No	←	▶
Deborah Mary Dooling	230 Yes/Si	←	▶
	231 No/No	←	▶
Timothy C. Evans	232 Yes/Si	←	▶
	233 No/No	←	▶
Allen S. Goldberg	234 Yes/Si	←	▶
	235 No/No	←	▶
Susan Ruscitti Grussel	236 Yes/Si	←	▶
	237 No/No	←	▶
Cheyrl D. Ingram	238 Yes/Si	←	▶
	239 No/No	←	▶
Raymond L. Jagielski	240 Yes/Si	←	▶
	241 No/No	←	▶
Dorothy F. Jones	242 Yes/Si	←	▶
	243 No/No	←	▶
Daniel E. Jordan	244 Yes/Si	←	▶
	245 No/No	←	▶
Carol A. Kelly	246 Yes/Si	←	▶
	247 No/No	←	▶
Bertina E. Lampkin	248 Yes/Si	←	▶
	249 No/No	←	▶
Jeffrey Lawrence	250 Yes/Si	←	▶
	251 No/No	←	▶
William Maki	252 Yes/Si	←	▶
	253 No/No	←	▶
William D. O'Neal	254 Yes/Si	←	▶
	255 No/No	←	▶
Robert J. Quinn	256 Yes/Si	←	▶
	257 No/No	←	▶
Leida J. Gonzalez Santiago	258 Yes/Si	←	▶
	259 No/No	←	▶
Daniel J. Sullivan	260 Yes/Si	←	▶
	261 No/No	←	▶
Sharon Marie Sullivan	262 Yes/Si	←	▶
	263 No/No	←	▶
Susan Frances Zwick	264 Yes/Si	←	▶
	265 No/No	←	▶
Susan Jeanine McDunn	266 Yes/Si	←	▶
	267 No/No	←	▶
James Patrick McCarthy	268 Yes/Si	←	▶
	269 No/No	←	▶
Paul P. Biebel, Jr.	270 Yes/Si	←	▶
	271 No/No	←	▶
Nancy J. Arnold	272 Yes/Si	←	▶
	273 No/No	←	▶
Arnette R. Hubbard	274 Yes/Si	←	▶
	275 No/No	←	▶
Thomas L. Hogan	276 Yes/Si	←	▶
	277 No/No	←	▶
Nicholas R. Ford	278 Yes/Si	←	▶
	279 No/No	←	▶
Charles Patrick Burns	280 Yes/Si	←	▶
	281 No/No	←	▶
Thomas P. Fecarotta, Jr.	282 Yes/Si	←	▶
	283 No/No	←	▶

Remember: vote both sides

Recuerde: vote ambos lados de la boleta



PERF



PERF

Style: 501

16-501A-4-S

Judicial Retention Circuit Court	Retención Judicial Corte de Circuito
"Shall each of the persons listed be retained in office as Judge of the Circuit Court, Cook County Judicial Circuit?"	"¿Debe cada una de las personas listadas permanecer en su cargo como Juez de la Corte de Circuito, Circuito Judicial del Condado de Cook?"

Denise Kathleen Filan	284	Yes/Si	←	▶	
	285	No/No	←	▶	
LaQuietta J. Hardy-Campbell	286	Yes/Si	←	▶	
	287	No/No	←	▶	
Nathaniel R. Howse Jr.	288	Yes/Si	←	▶	
	289	No/No	←	▶	
John Patrick Kirby	290	Yes/Si	←	▶	
	291	No/No	←	▶	
Diane Joan Larsen	292	Yes/Si	←	▶	
	293	No/No	←	▶	
Daniel Joseph Lynch	294	Yes/Si	←	▶	
	295	No/No	←	▶	
Kathleen Mary Pantle	296	Yes/Si	←	▶	
	297	No/No	←	▶	
Kevin Michael Sheehan	298	Yes/Si	←	▶	
	299	No/No	←	▶	
Paul Stralka	300	Yes/Si	←	▶	
	301	No/No	←	▶	
John D. Turner, Jr.	302	Yes/Si	←	▶	
	303	No/No	←	▶	
LeRoy K. Martin, Jr.	304	Yes/Si	←	▶	
	305	No/No	←	▶	
Paula Marie Daleo	306	Yes/Si	←	▶	
	307	No/No	←	▶	
Laurence J. Dunford	308	Yes/Si	←	▶	
	309	No/No	←	▶	
Robert Balanoff	310	Yes/Si	←	▶	
	311	No/No	←	▶	
Jeanne R. Cleveland Bernstein	312	Yes/Si	←	▶	
	313	No/No	←	▶	
Kathleen Marie Burke	314	Yes/Si	←	▶	
	315	No/No	←	▶	
Kay Marie Hanlon	316	Yes/Si	←	▶	
	317	No/No	←	▶	
Michelle Jordan	318	Yes/Si	←	▶	
	319	No/No	←	▶	
Thomas J. Kelley	320	Yes/Si	←	▶	
	321	No/No	←	▶	
William J. Kunkle	322	Yes/Si	←	▶	
	323	No/No	←	▶	
Clare Elizabeth McWilliams	324	Yes/Si	←	▶	
	325	No/No	←	▶	
Mary Lane Mikva	326	Yes/Si	←	▶	
	327	No/No	←	▶	
Patrick T. Murphy	328	Yes/Si	←	▶	
	329	No/No	←	▶	
Timothy Patrick Murphy	330	Yes/Si	←	▶	
	331	No/No	←	▶	
Sheryl Ann Pethers	332	Yes/Si	←	▶	
	333	No/No	←	▶	
Jim Ryan	334	Yes/Si	←	▶	
	335	No/No	←	▶	
Edward "Ed" Washington, II	336	Yes/Si	←	▶	
	337	No/No	←	▶	

Optech 3PE4c
Version 70
© Copyright 2000 Election Resources Corporation



Score 1

COOK COUNTY

Run Date: 09/23/2010 15:44:48 a
Last Printed: 9/23/10 15:48



Score

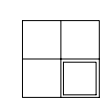


Trim

16-501A-4-S

Remember: vote both sides

Recuerde: vote ambos lados de la boleta



Trim



COOK COUNTY CLERK DAVID ORR
69 W. Washington, Suite 500, Chicago, Illinois 60602



TEL (312) 603-0996 FAX (312) 603-9788 WEB cookcountyclerk.com

Write-in candidates

Through the Sept. 2 deadline, 19 people filed to be write-in candidates on the Nov. 2 ballots in suburban Cook County. To be eligible as a write-in candidate in Illinois, a person must file paperwork with the county clerk or election authority in each jurisdiction where his or her name will appear on the ballot.

U.S. Senator (Full and Unexpired terms)

Susanne Atanus, Des Plaines
Will Boyd, Greenville
Corey Dabney, Aurora
Stan Jagla, Roselle
Lowell M. Seida, Westchester
Robert L. "Bob" Zadek, Rockford

U.S. Senator (Full term only)

Shon-tiyon "Santiago" Horton, Alton
Avner Nagar, Lincolnwood

U.S. Senator (Unexpired term only)

Ina Pinkney, Chicago

Governor & Lieutenant Governor

Steve Estill, Mason City, & Larry Jones, Springfield

Governor

Greg Moore, Chicago
Charles J. Symonds II, Orion
Michael "Mike" White, Lindenhurst

Representative in Congress, 2nd District

Sean Christopher Harrison, Homewood

State Representative, 18th District

Steve Funk, Evanston

State Representative, 30th District

Keith Price, Harvey

State Representative, 36th District

Timothy Haynes, Evergreen Park

State Representative, 81st District

Tim Petty, Tinley Park

In suburban Cook County, write-in candidates had to submit a Write-in Candidate Declaration of Intent form at the Cook County Clerk's downtown Chicago office. The Clerk's office will provide a list of eligible write-in candidates to each precinct on Election Day. This list enables election judges to determine which write-in candidates are running in their precinct.

Only votes for eligible write-in candidates are counted. Voters can vote for a write-in candidate on an optical scan ballot or a touch screen machine. While the correct spelling of a candidate's name is preferred, election judges are instructed to accept a vote if the intent of their choice can be inferred from the spelling.

Keep It Fair

Polling Place Rules for Election Day and Early Voting

This is your guide to fair elections in the polling place, both on Election Day and for Early Voting. Learn about:

- » Where campaigning and electioneering are permitted or prohibited.
- » Proper roles for election judges and official observers inside and outside the polling place.



Cook County Clerk
Elections Department

The Campaign-Free Zone

The Campaign-Free Zone provides an intimidation-free election environment for voters approaching the polling place.

- » Electioneering such as wearing campaign buttons or badges, asking voters to vote a particular way, or leafleting is strictly prohibited within a perimeter 100 feet from the door to the polling place.
- » If a polling place is inside a church or school, the campaign-free zone extends AT LEAST to the outside of the building, even if this is more than 100 feet from the entrance to the polling place room.
- » Campaign workers must remain outside the 100 foot protected area, or “Campaign-Free Zone” if they want to electioneer.
- » The election judges determine the exact boundary of the Campaign-Free Zone.

Voter Intimidation

As a rule, voter intimidation has occurred if a voter feels pressured, threatened or harassed by campaign workers or officials at the polling place. Intimidation is a felony under both federal and Illinois law.



Who are those people at the polling place?

Election judges, including Early Voting workers, are official paid employees of the County Clerk's office. They conduct the election, run the polling place and have the ultimate authority over everything that happens there. They greet voters, check them in and instruct them on voting. Judges are the only people permitted to handle election equipment or official election materials.

Other County Clerk employees may observe, supervise, or assist the judges.

Law enforcement observers include State's Attorneys, U.S. Justice Department officials, and, if requested by the judges or the Clerk's office to keep order, sheriff's officers or local police.

NOTE: Uniformed police or plain-clothes police officers wearing badges and guns may not stand or sit in the polling place as observers.

- » They may enter the polling place only if the judges or the Clerk's office invite them in to resolve a disturbance.
- » Police must leave the polling place when the disturbance is over.

Pollwatchers

Pollwatchers are official election observers with special credentials allowing them to watch the proceedings inside the polling place.

Pollwatchers serve a valuable election monitoring function. They represent candidates, political parties, civic organizations or stakeholders in ballot referenda.

- » All pollwatchers must give a valid credential to the election judges upon entering the polling place. All credentials remain with the election judges.
- » They may observe before polls officially open, during the day, and after the polls close.
- » They have the right to hear the names and addresses of voters as they announce themselves to the judges.
- » Pollwatchers have the right to compare a voter's signature on the application with the signature in the application book (Election Day only).
- » Pollwatchers have no supervisory role in the polling place. This specifically includes precinct captains and other campaign workers.
- » A pollwatcher who observes something improper must notify the judges, and not confront the voter directly.
- » Pollwatchers have the right to a precinct results tape at the end of the election (Election Day only).
- » Pollwatchers cannot interfere with the work of the judges in any way and must not block voter access to the judges' table.
- » Pollwatchers must not touch official election materials at any time, including materials on the judges' table or in the storage cabinet or bag. They must not touch any voting equipment.
- » Pollwatchers must not escort the voters to the voting booths or voting machines.
- » They cannot discuss politics or candidates with voters.

Remember

Candidates must not campaign in the polling place. They must present the judges with a pollwatcher credential with the 'candidate' box checked.

The precinct captain is a pollwatcher like any other—and may observe only if he or she has a credential. A precinct captain does not have any special privileges in the polling place.

Journalists from newspapers, television and radio stations, blogs and other outlets may observe voting in a polling place.

- » Members of the media should have ID from their news outlet such as a business card or broadcast outlet ID.
- » No interviews can be conducted in the polling place, nor can judges or voters be photographed or filmed without their consent (including through the use of a cell phone camera).

Electioneering, or any type of campaigning, is prohibited in the Campaign-Free Zone during voting hours.

Election judges are the sole authority in the polling place.

No person, except a judge, may handle or touch election supplies and materials.

Election judges may expel observers who violate these rules from the polling place. If they persist, judges may have them arrested.

Pollwatcher Credentials (NOTE: There are separate pollwatcher credentials for **Early Voting** and political parties.)

Pollwatcher Credential

(See reverse side for more information)

Primary Election

February 2, 2010

409
12/09

Pollwatcher:

- Write the township and precinct number (ward if Berwyn or Evanston) where you are pollwatching.
- Print your name, address, city/village and sign.
- Write the name of your sponsoring group or committee, and obtain the appropriate signature.*
- Present this credential to the election judge in the precinct.

This form must be signed by a candidate or an official of your committee or group.

Under Illinois law, pollwatchers are entitled to:

- Observe the conduct of the election
- Protest any action that he or she regards as a violation of the law to the election judge

Under Illinois law, pollwatchers may not:

- Interfere with the election judges
- Touch official election materials including applications, lists, ballots or voting machines
- Electioneer, which includes any type of political advocacy

If you violate these rules you may be removed from the polling place.

(Front)

Pollwatcher credentials may be obtained at any of the Clerk's six locations (see the back of this pamphlet).

*This does not include political party credentials, which must be obtained from the party chairmen.

Pollwatcher credential

(See reverse side for more information)

Primary Election
February 2, 2010

409
10/09

Type of pollwatcher (check one):

- Candidate pollwatcher
- Proponent/opponent of public question
- Independent organization (community/civic groups)

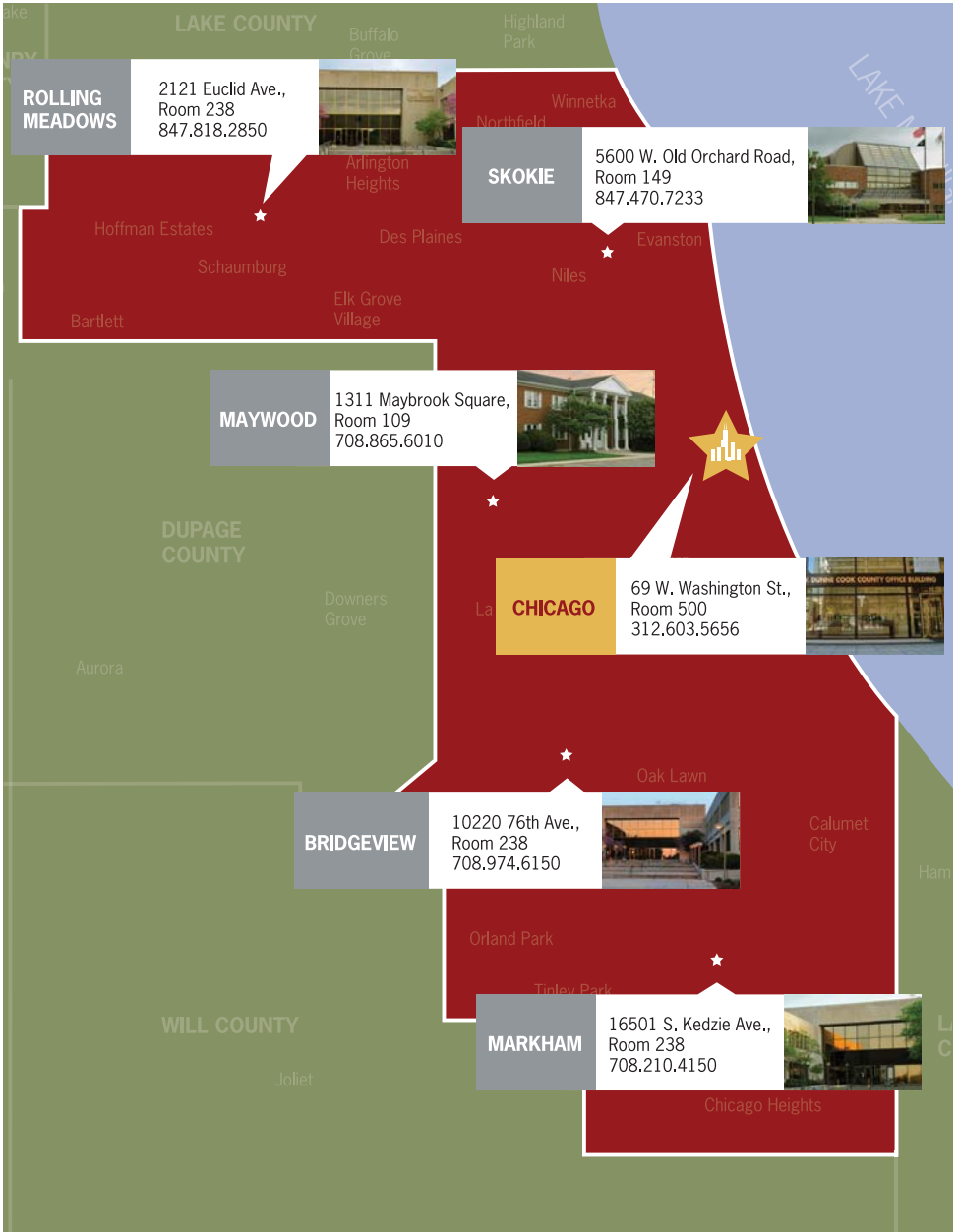
The person named below has been appointed as a pollwatcher during the casting and counting of ballots in this precinct. The signer of this certificate certifies, under the penalties in the Election Code, that he/she lives in Illinois and is registered to vote in this state.

township	ward # (Berwyn & Evanston only)
name of pollwatcher (please print)	signature of pollwatcher
street address	city/village
name of sponsoring organization/candidate	signature of organization official/candidate

Attention election judge:

- Accept this credential only if is completed and signed.
- Place this credential in Envelope 604.

Cook County Clerk

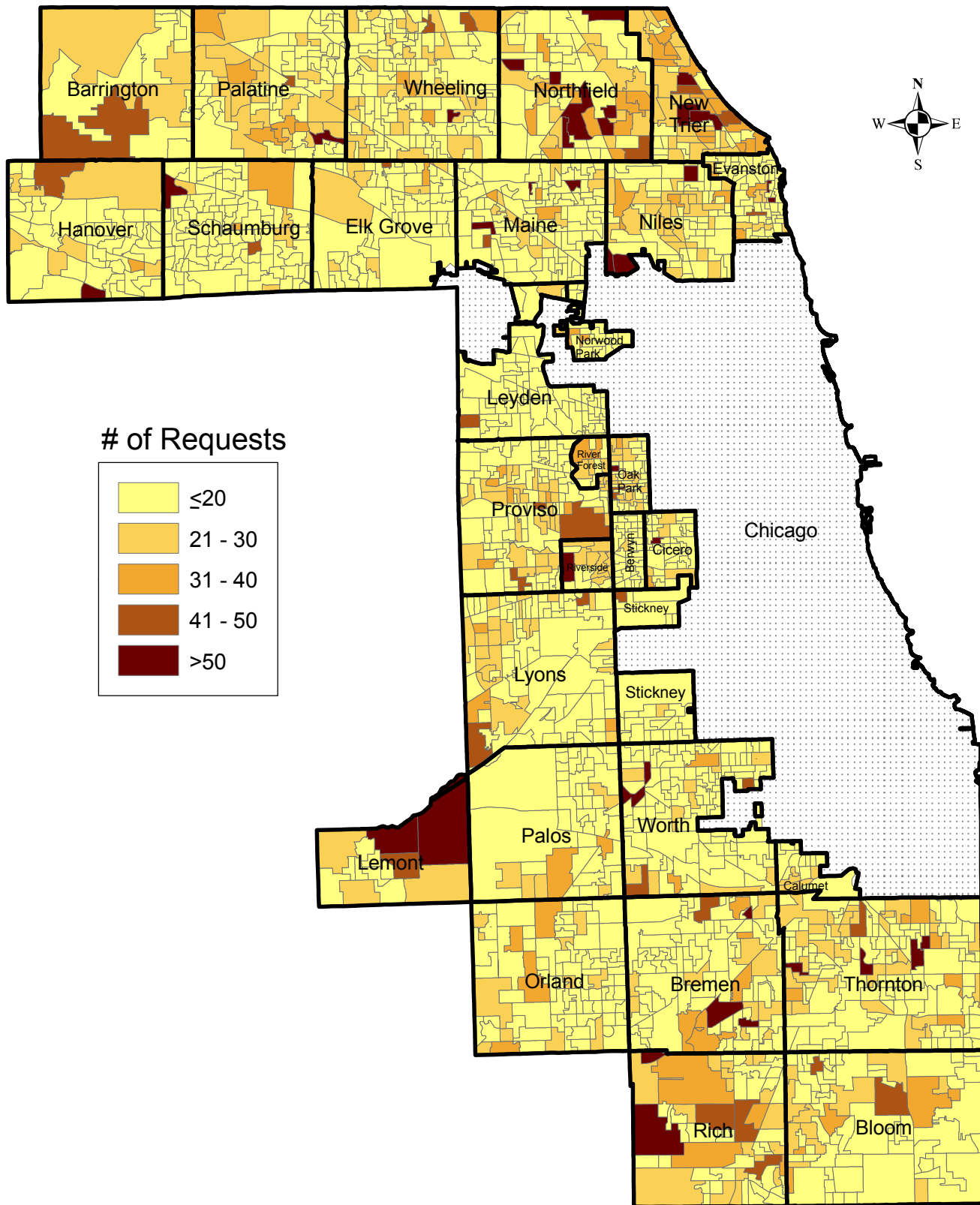


COOK COUNTY CLERK'S OFFICE LOCATIONS

Vital Records, Elections, Ethics, Real Estate & Tax Services, and Clerk of the Board
www.cookcountyclerk.com

Absentee Ballot Requests by Precinct - Suburban Cook County

November 2, 2010 Gubernatorial General Election



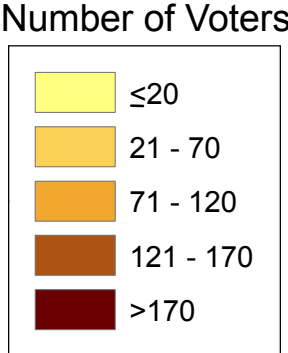
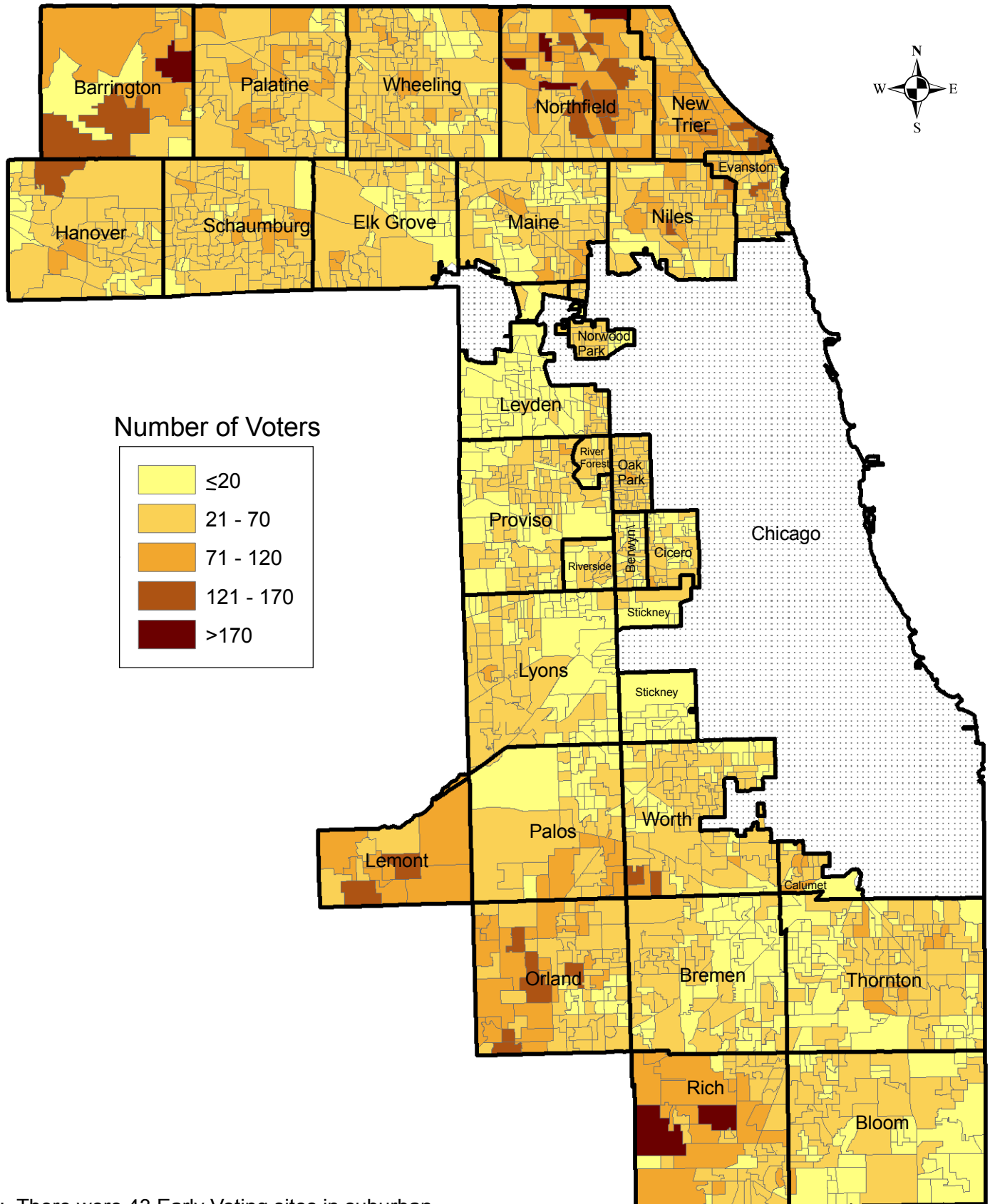
Notes: Absentee ballot requests reflected here are as of end of day on October 27.

Source: Cook County Clerk David Orr

October 27, 2010

Early Voting Turnout by Voters' Home Precincts - Suburban Cook County

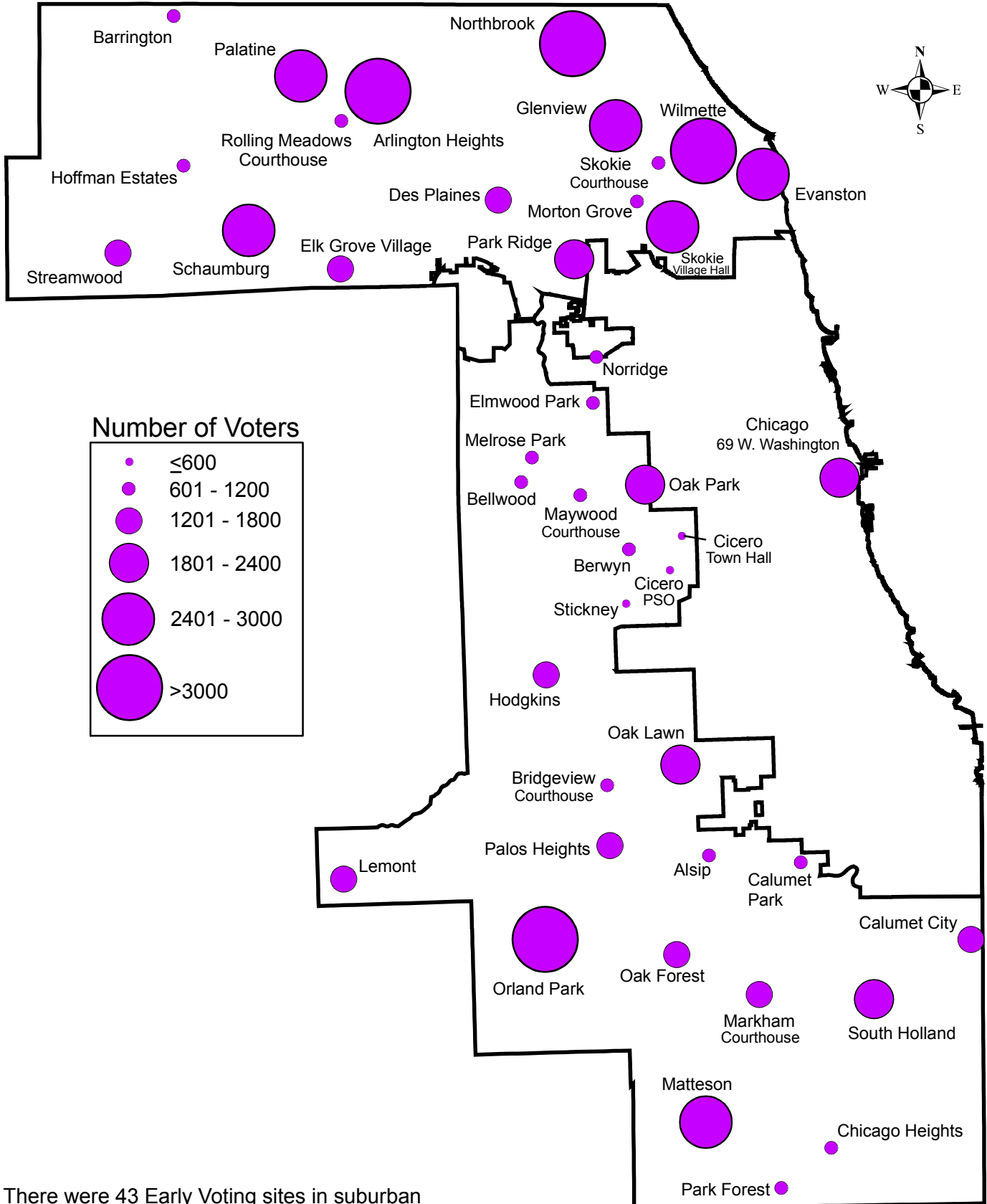
November 2, 2010 Gubernatorial General Election



Notes: There were 43 Early Voting sites in suburban Cook County between October 11-28.
Early Voting numbers reflected here are as of end of day on October 27.

Early Voting by Site - Suburban Cook County

November 2, 2010 Gubernatorial General Election



Notes: There were 43 Early Voting sites in suburban Cook County between October 11-28.

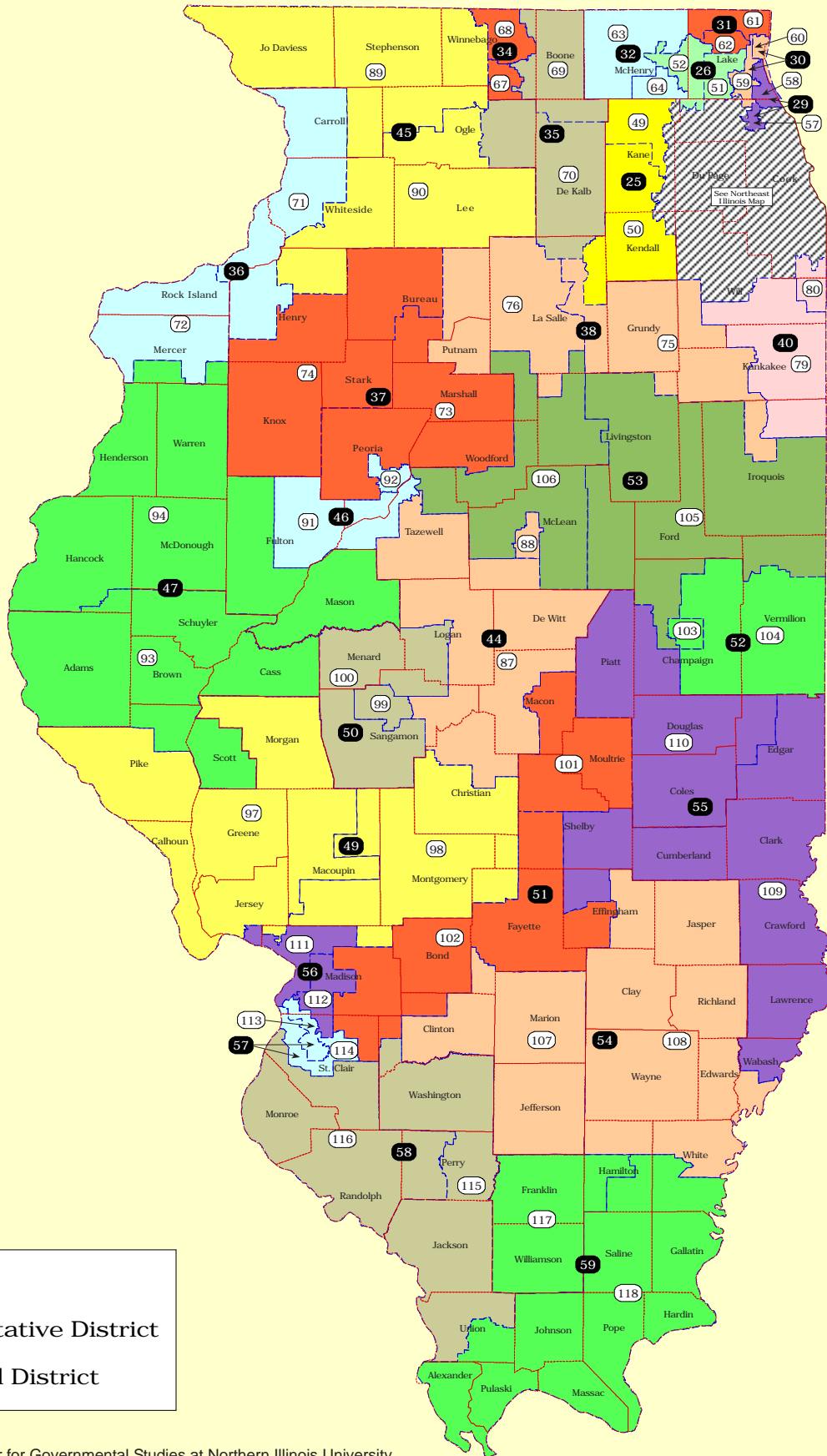
Early Voting numbers reflected here are as of end of day on October 27.

Early Voting by Site

Nov. 2006		Nov. 2008		Nov. 2010	
69 W. Washington	1,817	69 W. Washington	7,194	69 W. Washington -5th Floor	44
Alsip	246	Alsip	2,380	69 W. Washington -Pedway	2,212
Bellwood	475	Barrington	1,877	Alsip	729
Bridgeview	448	Bellwood	4,880	Barrington	858
Brookfield	777	Berwyn	2,954	Bellwood	1,102
Buffalo Grove	752	Blue Island	2,607	Berwyn	866
Chicago Heights	463	Bridgeview	3,032	Bridgeview	721
Cicero	425	Burnham	2,775	Calument City	1,443
Des Plaines	1,088	Chicago Heights	5,315	Calument Township	830
Elk Grove	855	Cicero CH	1,630	Centennial Park (Wilmette)	3,167
Elmwood Park	471	Cicero PSO	669	Chicago Heights	1,198
Evanston	1,725	Des Plaines	5,036	Cicero PSO	341
Harvey	293	Elk Grove	3,501	Cicero TH	580
Hoffman Estates	874	Elmwood Park	2,146	Des Plaines	1,622
Lyons	1,148	Evanston	9,053	Elk Grove	1,274
Markham	555	Glenview	6,593	Elmwood Park	716
Matteson	978	Harvey	4,045	Evanston Civic Center	2,957
Maywood	386	Hoffman Estates	3,464	Faith Family Future Center	2,183
Northbrook	2,757	Lemont	2,583	Glenview	2,556
Oak Forest	541	Lyons	7,061	Hodgkins	1,693
Oak Lawn	929	Mallinckrodt (Wilmette)	6,788	Hoffman Estates	1,150
Oak Park	1,250	Markham	7,715	Lemont	1,279
Orland Park	2,227	Matteson	10,664	Markham	1,314
Palatine	1,720	Melrose Park	2,723	Matteson	2,811
Palos Heights	983	Morton Grove	3,090	Melrose Park	689
Park Ridge	1,375	Norridge	1,973	Morton Grove	932
Rolling Meadows	1,303	Northbrook	8,324	Norridge	631
Schaumburg	1,167	Oak Forest	4,182	Northbrook	3,901
Skokie Courthouse	1,499	Oak Lawn	5,361	Oak Forest	1,221
Skokie Village Hall	1,504	Oak Park	8,238	Oak Lawn	1,959
South Holland	937	Orland Park	13,737	Oak Park	2,029
Streamwood	940	Palatine	7,349	Orland Park	5,115
Total	32,908	Palos Heights	3,765	Palatine	2,768
		Park Forest	4,207	Palos Heights	1,679
		Park Ridge	4,791	Park Forest	747
		Rolling Meadows	3,791	Park Ridge	2,058
		Schaumburg	9,158	Rolling Meadows	909
		South Holland	9,941	Schaumburg	2,951
		Skokie Courthouse	3,759	Skokie Courthouse	1,182
		Skokie Village Hall	7,554	Skokie Village Hall	2,532
		Stickney-Forest View Library	1,145	Stickney-Forest View Library	372
		Streamwood	4,344	Streamwood	1,586
		Wheeling	11,306	Wheeling	4,602
		Whitcomb Building (Maywood)	3,384	Whitcomb Building (Maywood)	735
		Total	226,084	Total	72,244*

*As of October 27, 2010

ILLINOIS LEGISLATIVE DISTRICTS

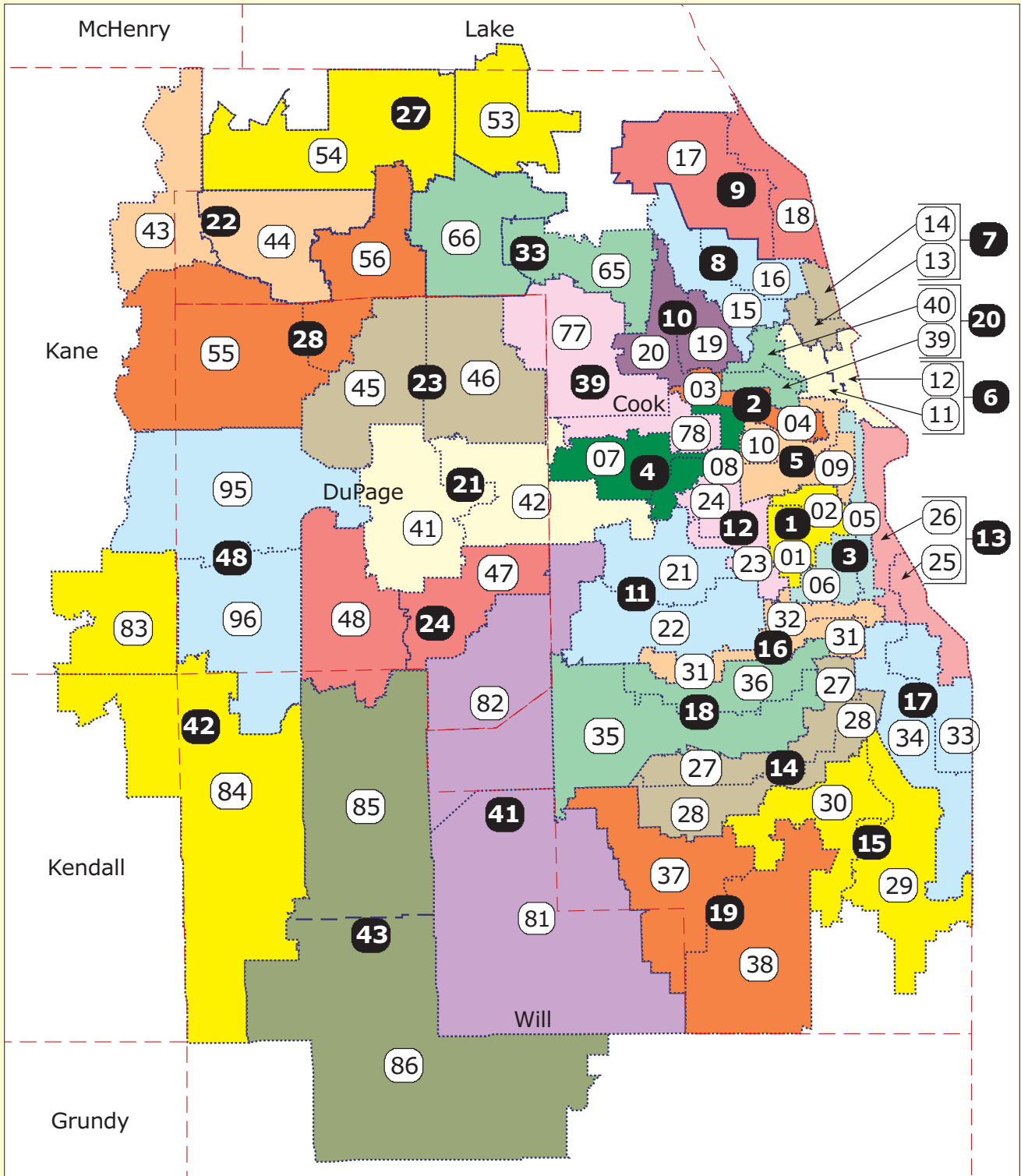


LEGEND

69 Representative District

50 Senatorial District

CHICAGO AREA LEGISLATIVE DISTRICTS



LEGEND

- 69 Representative District
- 50 Senatorial District

COOK_20101102_E
November 2, 2010
Summary Report
Cook

Registration & Turnout

	Registration	Turnout
Total Registration and Turnout	0	0

Contests

Proposed Amendment to the Illinois Constitution	0 of 1937 precincts counted	0.00%
YES	0	0.00%
NO	0	0.00%
Total	0	

U.S. Senator - 6yr.	0 of 1937 precincts counted	0.00%
Mark Steven Kirk	0	0.00%
Alexander "Alexi" Giannoulis	0	0.00%
LeAlan M. Jones	0	0.00%
Mike Labno	0	0.00%
Total	0	

U.S. Senator - Unexpired	0 of 1937 precincts counted	0.00%
Mark Steven Kirk	0	0.00%
Alexander "Alexi" Giannoulis	0	0.00%
LeAlan M. Jones	0	0.00%
Mike Labno	0	0.00%
Total	0	

Governor & Lieutenant Governor	0 of 1937 precincts counted	0.00%
Bill Brady &	0	0.00%
Pat Quinn &	0	0.00%
Rich Whitney &	0	0.00%
Lex Green &	0	0.00%
Scott Lee Cohen &	0	0.00%
Total	0	

Attorney General	0 of 1937 precincts counted	0.00%
Steve Kim	0	0.00%
Lisa Madigan	0	0.00%
David F. Black	0	0.00%
Bill Malan	0	0.00%
Total	0	

Secretary of State	0 of 1937 precincts counted	0.00%
Robert Enriquez	0	0.00%
Jesse White	0	0.00%

Josh Hanson	0	0.00%
Total	0	
Comptroller	0 of 1937 precincts counted	0.00%
Judy Baar Topinka	0	0.00%
David E. Miller	0	0.00%
R. Erika Schafer	0	0.00%
Julie Fox	0	0.00%
Total	0	
Treasurer	0 of 1937 precincts counted	0.00%
Dan Rutherford	0	0.00%
Robin Kelly	0	0.00%
Scott K. Summers	0	0.00%
James Pauly	0	0.00%
Total	0	
Rep. In Congress, 1st	0 of 166 precincts counted	0.00%
Raymond G. Wardingley	0	0.00%
Bobby L. Rush	0	0.00%
Jeff Adams	0	0.00%
Total	0	
Rep. In Congress, 2nd	0 of 320 precincts counted	0.00%
Isaac C. Hayes	0	0.00%
Jesse L. Jackson, Jr.	0	0.00%
Anthony W. Williams	0	0.00%
Total	0	
Rep. In Congress, 3rd	0 of 308 precincts counted	0.00%
Michael A Bendas	0	0.00%
Daniel William Lipinski	0	0.00%
Laurel Lambert Schmidt	0	0.00%
Total	0	
Rep. In Congress, 4th	0 of 47 precincts counted	0.00%
Israel Vasquez	0	0.00%
Luis V. Gutierrez	0	0.00%
Robert J. Burns	0	0.00%
Total	0	
Rep. In Congress, 5th	0 of 76 precincts counted	0.00%
David Ratowitz	0	0.00%
Mike Quigley	0	0.00%
Matthew Reichel	0	0.00%
Total	0	
Rep. In Congress, 6th	0 of 105 precincts counted	0.00%
Peter J. Roskam	0	0.00%

Benjamin S. Lowe	0	0.00%
Total	0	
Rep. In Congress, 7th	0 of 128 precincts counted	0.00%
Mark M. Weiman	0	0.00%
Danny K. Davis	0	0.00%
Clarence Desmond Clemons	0	0.00%
Total	0	
Rep. In Congress, 8th	0 of 158 precincts counted	0.00%
Joe Walsh	0	0.00%
Melissa Bean	0	0.00%
Bill Scheurer	0	0.00%
Total	0	
Rep. In Congress, 9th	0 of 295 precincts counted	0.00%
Joel Barry Pollak	0	0.00%
Janice D. Schakowsky	0	0.00%
Simon Ribeiro	0	0.00%
Total	0	
Rep. In Congress, 10th	0 of 290 precincts counted	0.00%
Robert Dold	0	0.00%
Daniel J. Seals	0	0.00%
Total	0	
Rep. In Congress, 13th	0 of 81 precincts counted	0.00%
Judy Biggert	0	0.00%
Scott Harper	0	0.00%
Total	0	
State Senator, 4th 2-yr	0 of 108 precincts counted	0.00%
Kimberly A. Lightford	0	0.00%
Total	0	
State Senator, 10th 2-yr	0 of 20 precincts counted	0.00%
Brian G. Doherty	0	0.00%
John G. Mulroe	0	0.00%
Total	0	
State Senator, 16th 2-yr	0 of 23 precincts counted	0.00%
Jacqueline "Jacqui" Collins	0	0.00%
Total	0	
State Senator, 19th 2-yr	0 of 182 precincts counted	0.00%
Adam Wojcik	0	0.00%
M. Maggie Crotty	0	0.00%
Total	0	
State Senator, 22nd 2-yr	0 of 80 precincts counted	0.00%
Steven J. Rauschenberger	0	0.00%

Michael Noland		0	0.00%
	Total	0	
State Senator, 28th 2-yr	0 of 71 precincts counted		0.00%
John J. Millner		0	0.00%
Corinne Michelle Pierog		0	0.00%
	Total	0	
State Senator, 40th 2-yr	0 of 63 precincts counted		0.00%
Adam Baumgartner		0	0.00%
Toi W. Hutchinson		0	0.00%
	Total	0	
Rep. In Gen. Assembly, 7th	0 of 80 precincts counted		0.00%
Karen A. Yarbrough		0	0.00%
Princess Cynthia Dempsey		0	0.00%
	Total	0	
Rep. In Gen. Assembly, 8th	0 of 31 precincts counted		0.00%
La Shawn K. Ford		0	0.00%
	Total	0	
Rep. In Gen. Assembly, 15th	0 of 31 precincts counted		0.00%
John C. D'Amico		0	0.00%
	Total	0	
Rep. In Gen. Assembly, 16th	0 of 30 precincts counted		0.00%
Lou Lang		0	0.00%
	Total	0	
Rep. In Gen. Assembly, 17th	0 of 100 precincts counted		0.00%
Hamilton Chang		0	0.00%
Daniel K. Biss		0	0.00%
	Total	0	
Rep. In Gen. Assembly, 18th	0 of 82 precincts counted		0.00%
Robyn Gabel		0	0.00%
	Total	0	
Rep. In Gen. Assembly, 19th	0 of 1 precincts counted		0.00%
David J. Anderson		0	0.00%
Joseph M. Lyons		0	0.00%
	Total	0	
Rep. In Gen. Assembly, 20th	0 of 20 precincts counted		0.00%
Michael P. McAuliffe		0	0.00%
	Total	0	
Rep. In Gen. Assembly, 21st	0 of 61 precincts counted		0.00%
Michael J. Zalewski		0	0.00%
	Total	0	

Rep. In Gen. Assembly, 22nd	0 of 44 precincts counted		0.00%
Patrick John Ryan		0	0.00%
Michael J. Madigan		0	0.00%
	Total	0	
Rep. In Gen. Assembly, 23rd	0 of 8 precincts counted		0.00%
Daniel J. Burke		0	0.00%
	Total	0	
Rep. In Gen. Assembly, 24th	0 of 53 precincts counted		0.00%
Elizabeth "Lisa" Hernandez		0	0.00%
	Total	0	
Rep. In Gen. Assembly, 27th	0 of 30 precincts counted		0.00%
Monique D. Davis		0	0.00%
	Total	0	
Rep. In Gen. Assembly, 28th	0 of 47 precincts counted		0.00%
Robert "Bob" Rita		0	0.00%
	Total	0	
Rep. In Gen. Assembly, 29th	0 of 89 precincts counted		0.00%
Thaddeus Jones		0	0.00%
Kenneth "Kenny" Williams		0	0.00%
	Total	0	
Rep. In Gen. Assembly, 30th	0 of 82 precincts counted		0.00%
William "Will" Davis		0	0.00%
	Total	0	
Rep. In Gen. Assembly, 31st	0 of 23 precincts counted		0.00%
Mary E. Flowers		0	0.00%
	Total	0	
Rep. In Gen. Assembly, 34th	0 of 25 precincts counted		0.00%
Constance A. "Connie" Howard		0	0.00%
	Total	0	
Rep. In Gen. Assembly, 35th	0 of 61 precincts counted		0.00%
Barbara Ruth Bellar		0	0.00%
Bill Cunningham		0	0.00%
	Total	0	
Rep. In Gen. Assembly, 36th	0 of 71 precincts counted		0.00%
Richard L. Grabowski		0	0.00%
Kelly M. Burke		0	0.00%
	Total	0	
Rep. In Gen. Assembly, 37th	0 of 84 precincts counted		0.00%
Jeffrey L. Junkas		0	0.00%

Kevin A. McCarthy		0	0.00%
	Total	0	
Rep. In Gen. Assembly, 38th	0 of 99 precincts counted		0.00%
Al Riley		0	0.00%
	Total	0	
Rep. In Gen. Assembly, 41st	0 of 42 precincts counted		0.00%
Chris Nybo		0	0.00%
Brian J. Stephenson		0	0.00%
	Total	0	
Rep. In Gen. Assembly, 43rd	0 of 13 precincts counted		0.00%
Ruth Munson		0	0.00%
Keith Farnham		0	0.00%
	Total	0	
Rep. In Gen. Assembly, 44th	0 of 68 precincts counted		0.00%
Billie D. Roth		0	0.00%
Fred Crespo		0	0.00%
	Total	0	
Rep. In Gen. Assembly, 51st	0 of 2 precincts counted		0.00%
Ed Sullivan, Jr.		0	0.00%
Steve Riess		0	0.00%
	Total	0	
Rep. In Gen. Assembly, 52nd	0 of 7 precincts counted		0.00%
Mark H. Beaubien, Jr.		0	0.00%
	Total	0	
Rep. In Gen. Assembly, 53rd	0 of 81 precincts counted		0.00%
Sidney H. Mathias		0	0.00%
Linda Birnbaum		0	0.00%
	Total	0	
Rep. In Gen. Assembly, 54th	0 of 81 precincts counted		0.00%
Thomas R. "Tom" Morrison		0	0.00%
Matt Flamm		0	0.00%
	Total	0	
Rep. In Gen. Assembly, 55th	0 of 9 precincts counted		0.00%
Randy Ramey		0	0.00%
Gregory C. Brownfield		0	0.00%
	Total	0	
Rep. In Gen. Assembly, 56th	0 of 62 precincts counted		0.00%
Ryan Higgins		0	0.00%
Michelle Mussman		0	0.00%
	Total	0	

Rep. In Gen. Assembly, 57th	0 of 82 precincts counted		0.00%
Richard G. Hamen		0	0.00%
Elaine Nekritz		0	0.00%
	Total	0	
Rep. In Gen. Assembly, 58th	0 of 24 precincts counted		0.00%
Lauren G. Turelli		0	0.00%
Karen May		0	0.00%
	Total	0	
Rep. In Gen. Assembly, 59th	0 of 13 precincts counted		0.00%
Dan Sugrue		0	0.00%
Carol Sente		0	0.00%
	Total	0	
Rep. In Gen. Assembly, 65th	0 of 76 precincts counted		0.00%
Rosemary E. Mulligan		0	0.00%
Wendy J. Gruen		0	0.00%
	Total	0	
Rep. In Gen. Assembly, 66th	0 of 81 precincts counted		0.00%
David Harris		0	0.00%
Mark Walker		0	0.00%
	Total	0	
Rep. In Gen. Assembly, 77th	0 of 66 precincts counted		0.00%
Angelo "Skip" Saviano		0	0.00%
	Total	0	
Rep. In Gen. Assembly, 78th	0 of 47 precincts counted		0.00%
Camille Lilly		0	0.00%
	Total	0	
Rep. In Gen. Assembly, 80th	0 of 63 precincts counted		0.00%
Anthony DeLuca		0	0.00%
	Total	0	
Rep. In Gen. Assembly, 81st	0 of 20 precincts counted		0.00%
Renée Kosel		0	0.00%
John F. Unhoch		0	0.00%
	Total	0	
Rep. In Gen. Assembly, 82nd	0 of 52 precincts counted		0.00%
Jim Durkin		0	0.00%
Matthew T. Mostowik		0	0.00%
	Total	0	
Water Reclamation Commissioner	0 of 1853 precincts counted		0.00%
(Vote For 3)			
Paul Chialdikas		0	0.00%
Jimmy Lee Tillman II		0	0.00%

Mariyana T. Spyropoulos	0	0.00%
Barbara McGowan	0	0.00%
Michael A. Alvarez	0	0.00%
Diana Horton	0	0.00%
John "Jack" Ailey	0	0.00%
Nadine Bopp	0	0.00%
Total	0	
President Cook County Board Comm.	0 of 1937 precincts counted	0.00%
Roger A. Keats	0	0.00%
Toni Preckwinkle	0	0.00%
Thomas Tresser	0	0.00%
Total	0	
County Clerk	0 of 1937 precincts counted	0.00%
Angel Garcia	0	0.00%
David D. Orr	0	0.00%
Total	0	
Sheriff	0 of 1937 precincts counted	0.00%
Frederick Collins	0	0.00%
Thomas J. Dart	0	0.00%
Marshall P. Lewis	0	0.00%
Total	0	
County Treasurer	0 of 1937 precincts counted	0.00%
Carol A. Morse	0	0.00%
Maria Pappas	0	0.00%
Total	0	
County Assessor	0 of 1937 precincts counted	0.00%
Sharon Strobeck-Eckersall	0	0.00%
Joseph Berrios	0	0.00%
Robert C. Grota	0	0.00%
Forrest Claypool	0	0.00%
Total	0	
County Bd. Commissioner 1st Dist.	0 of 94 precincts counted	0.00%
Earlean Collins	0	0.00%
Ronald Lawless	0	0.00%
Total	0	
County Bd. Commissioner 3rd Dist.	0 of 22 precincts counted	0.00%
Jerry "Iceman" Butler	0	0.00%
Marie J. "Jenny" Wohadlo	0	0.00%
Total	0	
County Bd. Commissioner 4th Dist.	0 of 36 precincts counted	0.00%
William M. Beavers	0	0.00%

Joseph A. Barton		0	0.00%
Total		0	
County Bd. Commissioner 5th Dist.	0 of 186 precincts counted		0.00%
Miriam Shabo		0	0.00%
Deborah Sims		0	0.00%
Total		0	
County Bd. Commissioner 6th Dist.	0 of 259 precincts counted		0.00%
Sandra K Czyznikiewicz		0	0.00%
Joan Patricia Murphy		0	0.00%
Total		0	
County Bd. Commissioner 7th Dist.	0 of 13 precincts counted		0.00%
Jesus G. Garcia		0	0.00%
Paloma Andrade		0	0.00%
Total		0	
County Bd. Commissioner 9th Dist.	0 of 135 precincts counted		0.00%
Peter N. Silvestri		0	0.00%
Cary Capparelli		0	0.00%
Brock Merck		0	0.00%
Total		0	
County Bd. Commissioner 11th Dist.	0 of 59 precincts counted		0.00%
Carl Segvich		0	0.00%
John P. Daley		0	0.00%
Total		0	
County Bd. Commissioner 13th Dist.	0 of 197 precincts counted		0.00%
Linda Thompson LaFianza		0	0.00%
Larry Suffredin		0	0.00%
George E. Milkowski		0	0.00%
Total		0	
County Bd. Commissioner 14th Dist.	0 of 256 precincts counted		0.00%
Gregg Goslin		0	0.00%
Jennifer Bishop Jenkins		0	0.00%
Total		0	
County Bd. Commissioner 15th Dist.	0 of 215 precincts counted		0.00%
Timothy O. Schneider		0	0.00%
Jim Steven Dasakis		0	0.00%
Laura Ehorn		0	0.00%
Total		0	
County Bd. Commissioner 16th Dist.	0 of 230 precincts counted		0.00%
Tony Peraica		0	0.00%
Jeffrey R. Tobolski		0	0.00%

Alejandro Reyes		0	0.00%
Total		0	
County Bd. Commissioner 17th Dist.	0 of 278 precincts counted		0.00%
Elizabeth "Liz" Doody Gorman		0	0.00%
Patrick Maher		0	0.00%
Matthew J. Ogean		0	0.00%
Total		0	
Board of Review 1st District	0 of 1370 precincts counted		0.00%
Dan Patlak		0	0.00%
Brendan F. Houlihan		0	0.00%
Total		0	
Superintendent of Schools (DuPage County)	0 of 1 precincts counted		0.00%
Darlene J. Ruscitti		0	0.00%
Total		0	
Superintendent of Schools (Kane County)	0 of 54 precincts counted		0.00%
Douglas E. Johnson		0	0.00%
Total		0	
Superintendent of Schools (Lake County)	0 of 19 precincts counted		0.00%
Roycealee J. Wood		0	0.00%
Dan McDermott		0	0.00%
Total		0	
Appellate Court Judge (Vacancy of McNulty)	0 of 1937 precincts counted		0.00%
James R. Epstein		0	0.00%
Total		0	
Appellate Court Judge (Vacancy of O'Malley)	0 of 1937 precincts counted		0.00%
Aurelia Marie Pucinski		0	0.00%
Total		0	
Appellate Court Judge (Vacancy of South)	0 of 1937 precincts counted		0.00%
Mary Katherine Rochford		0	0.00%
Total		0	
Circuit Court Judge (Vacancy of Berland)	0 of 1937 precincts counted		0.00%
William H. Hooks		0	0.00%
Total		0	
Circuit Court Judge (Vacancy of Bronstein)	0 of 1937 precincts counted		0.00%
Terry MacCarthy		0	0.00%
Total		0	
Circuit Court Judge (Vacancy of Dolan)	0 of 1937 precincts counted		0.00%
Susan Kennedy Sullivan		0	0.00%
Total		0	

Circuit Court Judge (Vacancy of Hayes)	0 of 1937 precincts counted	0.00%
Raymond W. Mitchell	0	0.00%
Total	0	
Circuit Court Judge (Vacancy of Kelley)	0 of 1937 precincts counted	0.00%
John Patrick Callahan, Jr.	0	0.00%
Total	0	
Circuit Court Judge (Vacancy of McCarthy)	0 of 1937 precincts counted	0.00%
Maureen Masterson Pulia	0	0.00%
Daniel J. Gallagher	0	0.00%
Total	0	
Circuit Court Judge (Vacancy of O'Malley)	0 of 1937 precincts counted	0.00%
Thomas V. Lyons	0	0.00%
Total	0	
Circuit Court Judge (Vacancy of Riley)	0 of 1937 precincts counted	0.00%
Sandra G. Ramos	0	0.00%
Total	0	
Judge 1st Subcircuit - Vac of Coleman	0 of 52 precincts counted	0.00%
Thaddeus L. Wilson	0	0.00%
Total	0	
Judge 1st Subcircuit - Vac of Steele	0 of 52 precincts counted	0.00%
Sharon Oden-Johnson	0	0.00%
Total	0	
Judge 1st Subcircuit - Add'l Judge A	0 of 52 precincts counted	0.00%
Bonita Coleman-John	0	0.00%
Total	0	
Judge 3rd Subcircuit - Vac of Carmody Jr	0 of 88 precincts counted	0.00%
Allen F. Murphy	0	0.00%
Total	0	
Judge 3rd Subcircuit - Vac of Darcy	0 of 88 precincts counted	0.00%
Edward Harmening	0	0.00%
Total	0	
Judge 3rd Subcircuit - Add'l Judge A	0 of 88 precincts counted	0.00%
Daniel Malone	0	0.00%
Total	0	
Judge 9th Subcircuit - Vac of Otaka	0 of 185 precincts counted	0.00%
Geary W. Kull	0	0.00%
Total	0	
Judge 9th Subcircuit - Add'l Judge A	0 of 185 precincts counted	0.00%
Steven James "Steve" Bernstein	0	0.00%

	Total	0	0.00%
Judge 11th Subcircuit - Vac of Riley	0 of 144 precincts counted		0.00%
Ann Finley Collins		0	0.00%
	Total	0	
Judge 14th Subcircuit - Add'l Judge A	0 of 40 precincts counted		0.00%
Daniel James Pierce		0	0.00%
	Total	0	
Judge 15th Subcircuit - Vac of Lipinski	0 of 330 precincts counted		0.00%
Linzey D Jones		0	0.00%
	Total	0	
Judge 15th Subcircuit - Vac of Panichi	0 of 330 precincts counted		0.00%
George F. Scully		0	0.00%
	Total	0	
Judge 15th Subcircuit - Vac of Phelan	0 of 330 precincts counted		0.00%
John C. Griffin		0	0.00%
	Total	0	
La Grange Highlands Sanitary District Trustee	0 of 10 precincts counted		0.00%
Constance "Connie" Livingston		0	0.00%
	Total	0	
South Lyons Township Sanitary District Trustee	0 of 8 precincts counted		0.00%
(Vote For 2)			
Michael G Grace		0	0.00%
Susan M. Felice		0	0.00%
Thomas F. Peck		0	0.00%
Louis Anderson		0	0.00%
	Total	0	
South Palos Township Sanitary District Trustee	0 of 5 precincts counted		0.00%
(Vote For 2)			
Lawrence M. Pichman		0	0.00%
Peter F. Costa		0	0.00%
	Total	0	
Charles E. Freeman	0 of 1937 precincts counted		0.00%
Yes		0	0.00%
No		0	0.00%
	Total	0	
Thomas R. Fitzgerald	0 of 1937 precincts counted		0.00%
Yes		0	0.00%
No		0	0.00%
	Total	0	

Joseph Gordon	0 of 1937 precincts counted		0.00%
Yes		0	0.00%
No		0	0.00%
	Total	0	
Shelvin Louise Marie Hall	0 of 1937 precincts counted		0.00%
Yes		0	0.00%
No		0	0.00%
	Total	0	
Sophia H. Hall	0 of 1937 precincts counted		0.00%
Yes		0	0.00%
No		0	0.00%
	Total	0	
Irwin J. Solganick	0 of 1937 precincts counted		0.00%
Yes		0	0.00%
No		0	0.00%
	Total	0	
Alexander Patrick White	0 of 1937 precincts counted		0.00%
Yes		0	0.00%
No		0	0.00%
	Total	0	
Donald J. O'Brien, Jr.	0 of 1937 precincts counted		0.00%
Yes		0	0.00%
No		0	0.00%
	Total	0	
Vincent Michael Gaughan	0 of 1937 precincts counted		0.00%
Yes		0	0.00%
No		0	0.00%
	Total	0	
William D. Maddux	0 of 1937 precincts counted		0.00%
Yes		0	0.00%
No		0	0.00%
	Total	0	
Robert W. Bertucci	0 of 1937 precincts counted		0.00%
Yes		0	0.00%
No		0	0.00%
	Total	0	
Richard J. Billik, Jr.	0 of 1937 precincts counted		0.00%
Yes		0	0.00%
No		0	0.00%
	Total	0	

Jennifer Duncan Brice	0 of 1937 precincts counted		0.00%
Yes		0	0.00%
No		0	0.00%
	Total	0	
Thomas Michael Davy	0 of 1937 precincts counted		0.00%
Yes		0	0.00%
No		0	0.00%
	Total	0	
David Delgado	0 of 1937 precincts counted		0.00%
Yes		0	0.00%
No		0	0.00%
	Total	0	
Deborah Mary Dooling	0 of 1937 precincts counted		0.00%
Yes		0	0.00%
No		0	0.00%
	Total	0	
Timothy C. Evans	0 of 1937 precincts counted		0.00%
Yes		0	0.00%
No		0	0.00%
	Total	0	
Allen S. Goldberg	0 of 1937 precincts counted		0.00%
Yes		0	0.00%
No		0	0.00%
	Total	0	
Susan Ruscitti Grussel	0 of 1937 precincts counted		0.00%
Yes		0	0.00%
No		0	0.00%
	Total	0	
Cheyrl D. Ingram	0 of 1937 precincts counted		0.00%
Yes		0	0.00%
No		0	0.00%
	Total	0	
Raymond L. Jagielski	0 of 1937 precincts counted		0.00%
Yes		0	0.00%
No		0	0.00%
	Total	0	
Dorothy F. Jones	0 of 1937 precincts counted		0.00%
Yes		0	0.00%
No		0	0.00%
	Total	0	

Daniel E. Jordan	0 of 1937 precincts counted		0.00%
Yes		0	0.00%
No		0	0.00%
	Total	0	
Carol A. Kelly	0 of 1937 precincts counted		0.00%
Yes		0	0.00%
No		0	0.00%
	Total	0	
Bertina E. Lampkin	0 of 1937 precincts counted		0.00%
Yes		0	0.00%
No		0	0.00%
	Total	0	
Jeffrey Lawrence	0 of 1937 precincts counted		0.00%
Yes		0	0.00%
No		0	0.00%
	Total	0	
William Maki	0 of 1937 precincts counted		0.00%
Yes		0	0.00%
No		0	0.00%
	Total	0	
William D. O'Neal	0 of 1937 precincts counted		0.00%
Yes		0	0.00%
No		0	0.00%
	Total	0	
Robert J. Quinn	0 of 1937 precincts counted		0.00%
Yes		0	0.00%
No		0	0.00%
	Total	0	
Leida J. Gonzalez Santiago	0 of 1937 precincts counted		0.00%
Yes		0	0.00%
No		0	0.00%
	Total	0	
Daniel J. Sullivan	0 of 1937 precincts counted		0.00%
Yes		0	0.00%
No		0	0.00%
	Total	0	
Sharon Marie Sullivan	0 of 1937 precincts counted		0.00%
Yes		0	0.00%
No		0	0.00%
	Total	0	

Susan Frances Zwick	0 of 1937 precincts counted		0.00%
Yes		0	0.00%
No		0	0.00%
	Total	0	
Susan Jeanine McDunn	0 of 1937 precincts counted		0.00%
Yes		0	0.00%
No		0	0.00%
	Total	0	
James Patrick McCarthy	0 of 1937 precincts counted		0.00%
Yes		0	0.00%
No		0	0.00%
	Total	0	
Paul P. Biebel, Jr.	0 of 1937 precincts counted		0.00%
Yes		0	0.00%
No		0	0.00%
	Total	0	
Nancy J. Arnold	0 of 1937 precincts counted		0.00%
Yes		0	0.00%
No		0	0.00%
	Total	0	
Arnette R. Hubbard	0 of 1937 precincts counted		0.00%
Yes		0	0.00%
No		0	0.00%
	Total	0	
Thomas L. Hogan	0 of 1937 precincts counted		0.00%
Yes		0	0.00%
No		0	0.00%
	Total	0	
Nicholas R. Ford	0 of 1937 precincts counted		0.00%
Yes		0	0.00%
No		0	0.00%
	Total	0	
Charles Patrick Burns	0 of 1937 precincts counted		0.00%
Yes		0	0.00%
No		0	0.00%
	Total	0	
Thomas P. Fecarotta, Jr.	0 of 1937 precincts counted		0.00%
Yes		0	0.00%
No		0	0.00%
	Total	0	

Denise Kathleen Filan	0 of 1937 precincts counted		0.00%
Yes		0	0.00%
No		0	0.00%
	Total	0	
LaQuietta J. Hardy-Campbell	0 of 1937 precincts counted		0.00%
Yes		0	0.00%
No		0	0.00%
	Total	0	
Nathaniel R. Howse Jr.	0 of 1937 precincts counted		0.00%
Yes		0	0.00%
No		0	0.00%
	Total	0	
John Patrick Kirby	0 of 1937 precincts counted		0.00%
Yes		0	0.00%
No		0	0.00%
	Total	0	
Diane Joan Larsen	0 of 1937 precincts counted		0.00%
Yes		0	0.00%
No		0	0.00%
	Total	0	
Daniel Joseph Lynch	0 of 1937 precincts counted		0.00%
Yes		0	0.00%
No		0	0.00%
	Total	0	
Kathleen Mary Pantle	0 of 1937 precincts counted		0.00%
Yes		0	0.00%
No		0	0.00%
	Total	0	
Kevin Michael Sheehan	0 of 1937 precincts counted		0.00%
Yes		0	0.00%
No		0	0.00%
	Total	0	
Paul Stralka	0 of 1937 precincts counted		0.00%
Yes		0	0.00%
No		0	0.00%
	Total	0	
John D. Turner, Jr.	0 of 1937 precincts counted		0.00%
Yes		0	0.00%
No		0	0.00%
	Total	0	

LeRoy K. Martin, Jr.	0 of 1937 precincts counted		0.00%
Yes		0	0.00%
No		0	0.00%
	Total	0	
Paula Marie Daleo	0 of 1937 precincts counted		0.00%
Yes		0	0.00%
No		0	0.00%
	Total	0	
Laurence J. Dunford	0 of 1937 precincts counted		0.00%
Yes		0	0.00%
No		0	0.00%
	Total	0	
Robert Balanoff	0 of 1937 precincts counted		0.00%
Yes		0	0.00%
No		0	0.00%
	Total	0	
Jeanne R. Cleveland Bernstein	0 of 1937 precincts counted		0.00%
Yes		0	0.00%
No		0	0.00%
	Total	0	
Kathleen Marie Burke	0 of 1937 precincts counted		0.00%
Yes		0	0.00%
No		0	0.00%
	Total	0	
Kay Marie Hanlon	0 of 1937 precincts counted		0.00%
Yes		0	0.00%
No		0	0.00%
	Total	0	
Michelle Jordan	0 of 1937 precincts counted		0.00%
Yes		0	0.00%
No		0	0.00%
	Total	0	
Thomas J. Kelley	0 of 1937 precincts counted		0.00%
Yes		0	0.00%
No		0	0.00%
	Total	0	
William J. Kunkle	0 of 1937 precincts counted		0.00%
Yes		0	0.00%
No		0	0.00%
	Total	0	

Clare Elizabeth McWilliams	0 of 1937 precincts counted		0.00%
Yes		0	0.00%
No		0	0.00%
	Total	0	
Mary Lane Mikva	0 of 1937 precincts counted		0.00%
Yes		0	0.00%
No		0	0.00%
	Total	0	
Patrick T. Murphy	0 of 1937 precincts counted		0.00%
Yes		0	0.00%
No		0	0.00%
	Total	0	
Timothy Patrick Murphy	0 of 1937 precincts counted		0.00%
Yes		0	0.00%
No		0	0.00%
	Total	0	
Sheryl Ann Pethers	0 of 1937 precincts counted		0.00%
Yes		0	0.00%
No		0	0.00%
	Total	0	
Jim Ryan	0 of 1937 precincts counted		0.00%
Yes		0	0.00%
No		0	0.00%
	Total	0	
Edward "Ed" Washington, II	0 of 1937 precincts counted		0.00%
Yes		0	0.00%
No		0	0.00%
	Total	0	
Village of Alsip - 911 Surcharge Ref	0 of 16 precincts counted		0.00%
YES		0	0.00%
NO		0	0.00%
	Total	0	
City of Blue Island - Home Rule Ref	0 of 15 precincts counted		0.00%
YES		0	0.00%
NO		0	0.00%
	Total	0	
Village of Brookfield - Pension Reform Ref	0 of 17 precincts counted		0.00%
YES		0	0.00%
NO		0	0.00%
	Total	0	

Village of Buffalo Grove - Recall of Trustee Ref	0 of 15 precincts counted		0.00%
YES		0	0.00%
NO		0	0.00%
	Total	0	
Village of Burr Ridge - Pension Reform Ref	0 of 6 precincts counted		0.00%
YES		0	0.00%
NO		0	0.00%
	Total	0	
City of Chicago Heights - Alter Form of Gov. Ref	0 of 24 precincts counted		0.00%
YES		0	0.00%
NO		0	0.00%
	Total	0	
City of Countryside - Pension Reform Ref	0 of 8 precincts counted		0.00%
YES		0	0.00%
NO		0	0.00%
	Total	0	
Village of Deerfield - Library Bonds Advisory Ref	0 of 1 precincts counted		0.00%
YES		0	0.00%
NO		0	0.00%
	Total	0	
Village of Deer Park - Municipal Retailer Tax Ref	0 of 1 precincts counted		0.00%
YES		0	0.00%
NO		0	0.00%
	Total	0	
Village of Franklin Park - Home Rule Ref	0 of 16 precincts counted		0.00%
YES		0	0.00%
NO		0	0.00%
	Total	0	
Village of Hinsdale - Municipal Retailer Tax Ref	0 of 2 precincts counted		0.00%
YES		0	0.00%
NO		0	0.00%
	Total	0	
Village of Indian Head Park - Home Rule Ref	0 of 6 precincts counted		0.00%
YES		0	0.00%
NO		0	0.00%
	Total	0	
Village of La Grange - Pension Reform Ref	0 of 16 precincts counted		0.00%
YES		0	0.00%
NO		0	0.00%
	Total	0	

Village of La Grange Park - Pension Reform Ref	0 of 10 precincts counted		0.00%
YES		0	0.00%
NO		0	0.00%
	Total	0	
Village of Lyons - Pension Reform Ref	0 of 9 precincts counted		0.00%
YES		0	0.00%
NO		0	0.00%
	Total	0	
Village of Norridge - Pension Reform Ref	0 of 12 precincts counted		0.00%
YES		0	0.00%
NO		0	0.00%
	Total	0	
Village of Northfield - Home Rule Ref	0 of 7 precincts counted		0.00%
YES		0	0.00%
NO		0	0.00%
	Total	0	
Village of Oak Brook - Pension Reform Ref	0 of 1 precincts counted		0.00%
YES		0	0.00%
NO		0	0.00%
	Total	0	
Village of Orland Park - Pension Reform Ref	0 of 58 precincts counted		0.00%
YES		0	0.00%
NO		0	0.00%
	Total	0	
Village of Palos Park - Pension Reform Ref	0 of 10 precincts counted		0.00%
YES		0	0.00%
NO		0	0.00%
	Total	0	
City of Park Ridge - Noise Abatement Ref	0 of 38 precincts counted		0.00%
YES		0	0.00%
NO		0	0.00%
	Total	0	
City of Prospect Heights - Issue Bonds Ref	0 of 13 precincts counted		0.00%
YES		0	0.00%
NO		0	0.00%
	Total	0	
City of Prospect Heights - Pension Reform Ref	0 of 13 precincts counted		0.00%
YES		0	0.00%
NO		0	0.00%
	Total	0	

Village of Riverdale-Real Estate Transfer Tax Ref	0 of 9 precincts counted		0.00%
YES		0	0.00%
NO		0	0.00%
	Total	0	
Village of River Forest - Sales Tax Ref	0 of 10 precincts counted		0.00%
YES		0	0.00%
NO		0	0.00%
	Total	0	
Village of River Grove - Home Rule Ref	0 of 8 precincts counted		0.00%
YES		0	0.00%
NO		0	0.00%
	Total	0	
Village of Riverside - Park & Recreation Ref	0 of 9 precincts counted		0.00%
YES		0	0.00%
NO		0	0.00%
	Total	0	
Village of Roselle - Police & Fire Pension Reform	0 of 4 precincts counted		0.00%
YES		0	0.00%
NO		0	0.00%
	Total	0	
Village of South Holland - Pension Reform Ref	0 of 22 precincts counted		0.00%
YES		0	0.00%
NO		0	0.00%
	Total	0	
Village of Stickney - Pension Reform Ref	0 of 4 precincts counted		0.00%
YES		0	0.00%
NO		0	0.00%
	Total	0	
Village of Wheeling - 911 Surcharge Ref	0 of 22 precincts counted		0.00%
YES		0	0.00%
NO		0	0.00%
	Total	0	
Village of Worth - Home Rule Ref	0 of 7 precincts counted		0.00%
YES		0	0.00%
NO		0	0.00%
	Total	0	
Oak Park Township - Vaccine Info Ref	0 of 45 precincts counted		0.00%
YES		0	0.00%
NO		0	0.00%
	Total	0	

Bartlett Park District - Issue Bonds Ref	0 of 10 precincts counted		0.00%
YES		0	0.00%
NO		0	0.00%
	Total	0	
Chicago Heights Park Dist. - Alter Form of Gov Ref	0 of 24 precincts counted		0.00%
YES		0	0.00%
NO		0	0.00%
	Total	0	
Ford Heights Lib Dst - Increase Limiting Rate Ref	0 of 6 precincts counted		0.00%
YES		0	0.00%
NO		0	0.00%
	Total	0	
Maywood Pub Lib Dist - Increase Limiting Rate Ref	0 of 21 precincts counted		0.00%
YES		0	0.00%
NO		0	0.00%
	Total	0	
School District #15 - Issue Bonds Ref	0 of 88 precincts counted		0.00%
YES		0	0.00%
NO		0	0.00%
	Total	0	
School District #113A - Issue Bonds Ref	0 of 14 precincts counted		0.00%
YES		0	0.00%
NO		0	0.00%
	Total	0	
College District #502 - Issue Bonds Ref	0 of 66 precincts counted		0.00%
YES		0	0.00%
NO		0	0.00%
	Total	0	

Overlapping Districts

November 2, 2010
General Election

Statewide offices	1,937	All counties
Countywide offices	1,937	Chicago (ALL)
Metropolitan Water Reclamation District	1,853	Chicago (ALL)
1st Congressional District	166	Chicago (497)
2nd Congressional District	320	Chicago (271), Will (8)
3rd Congressional District	308	Chicago (237)
4th Congressional District	47	Chicago (379)
5th Congressional District	76	Chicago (486)
6th Congressional District	105	DuPage (401)
7th Congressional District	128	Chicago (517)
8th Congressional District	158	Lake (265), McHenry (80)
9th Congressional District	295	Chicago (237)
10th Congressional District	290	Lake (221)
13th Congressional District	81	DuPage (310), Will (179)
4th Senate District	108	Chicago (71)
10th Senate District	20	Chicago (172)
16th Senate District	23	Chicago (188)
19th Senate District	182	Will (11)
22nd Senate District	80	Kane (52)
28th Senate District	71	Kane (18), DuPage (60)
40th Senate District	63	Will (42), Kankakee (67), Iroquois
7th Representative District	80	Chicago (7)
8th Representative District	31	Chicago (64)
9th Representative District	N/A	Chicago (111)
10th Representative District	N/A	Chicago (120)
11th Representative District	N/A	Chicago (97)
12th Representative District	N/A	Chicago (99)
13th Representative District	N/A	Chicago (84)
14th Representative District	N/A	Chicago (88)
15th Representative District	31	Chicago (75)
16th Representative District	30	Chicago (49)
17th Representative District	100	N/A
18th Representative District	82	Chicago (9)
19th Representative District	1	Chicago (96)
20th Representative District	20	Chicago (77)
21st Representative District	61	Chicago (41)
22nd Representative District	44	Chicago (43)
23rd Representative District	8	Chicago (61)
24th Representative District	53	N/A
27th Representative District	30	Chicago (85)
28th Representative District	47	Chicago (58)
29th Representative District	89	Chicago (12)
30th Representative District	82	Chicago (11)
31st Representative District	23	Chicago (89)
34th Representative District	25	Chicago (88)
35th Representative District	61	Chicago (48)
36th Representative District	71	Chicago (22)
37th Representative District	84	Will (11)
38th Representative District	99	N/A

Overlapping Districts

November 2, 2010
General Election

41st Representative District	42	DuPage (76)
43rd Representative District	13	Kane (52)
44th Representative District	68	N/A
51st Representative District	2	Lake (88)
52nd Representative District	7	Lake (47), McHenry (42)
53rd Representative District	81	Lake (8)
54th Representative District	81	N/A
55th Representative District	9	DuPage (46), Kane (18)
56th Representative District	62	DuPage (16)
57th Representative District	82	N/A
58th Representative District	24	Lake (70)
59th Representative District	13	Lake (68)
65th Representative District	76	Chicago (7)
66th Representative District	81	N/A
77th Representative District	66	Chicago (1), DuPage (6)
78th Representative District	47	Chicago (43)
80th Representative District	63	Will (20)
81st Representative District	20	Will (90)
82nd Representative District	52	DuPage (41), Will (3)
Cook County Judicial Circuit 1st Subcircuit	52	Chicago (297)
Cook County Judicial Circuit 3rd Subcircuit	88	Chicago (252)
Cook County Judicial Circuit 9th Subcircuit	185	Chicago (110)
Cook County Judicial Circuit 11th Subcircuit	144	Chicago (165)
Cook County Judicial Circuit 14th Subcircuit	40	Chicago (180)
Cook County Judicial Circuit 15th Subcircuit	330	N/A
Board of Review 1st District	1,370	Chicago (68)
County Board of Commissioners 1st District	94	Chicago (205)
County Board of Commissioners 2nd District	N/A	Chicago (341)
County Board of Commissioners 3rd District	22	Chicago (303)
County Board of Commissioners 4th District	36	Chicago (308)
County Board of Commissioners 5th District	186	Chicago (100)
County Board of Commissioners 6th District	259	N/A
County Board of Commissioners 7th District	13	Chicago (160)
County Board of Commissioners 8th District	N/A	Chicago (238)
County Board of Commissioners 9th District	135	Chicago (151)
County Board of Commissioners 10th District	N/A	Chicago (276)
County Board of Commissioners 11th District	59	Chicago (246)
County Board of Commissioners 12th District	N/A	Chicago (275)
County Board of Commissioners 13th District	197	Chicago (66)
County Board of Commissioners 14th District	256	N/A
County Board of Commissioners 15th District	215	N/A
County Board of Commissioners 16th District	230	Chicago (1)
County Board of Commissioners 17th District	278	N/A
<i>(County Board of Commissioners District 2, 8, 10 and 12 are Chicago only)</i>		